

RESULTS OVERALL

Pos	Plate	Name Team	Nat EWS number	Stage	Pos Stage 2	Pos Stage 3Q	Pos Stage 4	Pos Stage 5	Pos Penalties	Time	Gap				
MEN															
1	21	MOIR Jack Canyon Collective	AUS.1994.33430	0:03:56.71	2	<u>0:05:48.50</u>	1	0:05:43.55	2	<u>0:04:59.25</u>	1	<u>0:07:32.22</u>	1	0:28:00.23	
2	7	RUDE JR Richard Yeti / Fox Factory Team	USA.1995.21739	<u>0:03:55.74</u>	1	0:05:49.14	2	<u>0:05:42.72</u>	1	0:05:11.05	11	0:07:34.78	2	0:28:13.43	+0:00:13.20
3	10	JOHANSEN Zakarias Ibis Enduro Team	SWE.1992.21863	0:04:00.11	3	0:05:50.73	3	0:05:49.65	3	0:05:05.70	3	0:07:34.78	2	0:28:20.97	+0:00:20.74
4	11	MELAMED Jesse Rocky Mountain Race Face	CAN.1992.21596	0:04:00.87	5	0:06:00.87	11	0:05:51.19	7	0:05:06.57	5	0:07:38.41	4	0:28:37.91	+0:00:37.68
5	3	MIQUEL Kevin Specialized Racing	FRA.1991.21704	0:04:01.85	6	0:05:57.67	8	0:05:50.65	5	0:05:08.07	7	0:07:41.84	5	0:28:40.08	+0:00:39.85
6	30	DENIAUD Youn Giant Factory Off-Road	FRA.1996.22994	0:04:04.99	11	0:05:51.53	4	0:05:50.35	4	0:05:05.85	4	0:07:47.78	12	0:28:40.50	+0:00:40.27
7	5	DAILLY Adrien Lapierre Zipp Collective	FRA.1996.21677	0:04:03.78	7	0:05:55.25	6	0:05:55.70	13	0:05:02.23	2	0:07:45.60	8	0:28:42.56	+0:00:42.33
8	29	LUKASIK Slawomir	POL.1993.24876	0:04:04.57	8	0:05:59.82	10	0:05:52.64	8	0:05:09.72	8	0:07:45.45	7	0:28:52.20	+0:00:51.97
9	22	BORGES Jose Canyon Collective	POR.1990.21669	0:04:09.87	24	0:05:54.79	5	0:05:50.70	6	0:05:10.40	10	0:07:47.53	11	0:28:53.29	+0:00:53.06
10	4	TORDO Dimitri Canyon Collective	FRA.1993.21764	0:04:17.16	56	0:05:56.50	7	0:05:54.40	11	0:05:07.33	6	0:07:46.60	10	0:29:01.99	+0:01:01.76
11	9	MASTERS Edward Pivot Factory Racing	NZL.1989.22590	0:04:00.60	4	0:06:09.73	29	0:05:56.30	15	0:05:09.95	9	0:07:51.03	19	0:29:07.61	+0:01:07.38

Vittoria EWS La Thuile 2

La Thuile, Italy
10-11 July 2021

RESULTS OVERALL

Pos	Plate	Name Team	Nat EWS number	Stage	Pos Stage 2	Pos Stage 3Q	Pos Stage 4	Pos Stage 5	Pos Penalties	Time	Gap				
MEN															
12	28	HEAP Elliott Chain Reaction Cycles	GBR.1998.21783	0:04:08.86	19	0:06:03.89	15	0:05:55.60	12	0:05:13.41	17	0:07:50.28	17	0:29:12.04	+0:01:11.81
13	67	WOOLLEY Kasper Yeti / OneUp PRO Team	CAN.1999.21348	0:04:11.96	33	0:05:57.78	9	0:06:02.44	26	0:05:11.74	13	0:07:49.20	16	0:29:13.12	+0:01:12.89
14	68	CHARLES Clement Rossignol Factory Team	FRA.1994.22206	0:04:05.52	12	0:06:03.11	13	0:06:00.54	21	0:05:12.25	14	0:07:53.22	21	0:29:14.64	+0:01:14.41
15	13	WALLNER Robin Ibis Enduro Team	SWE.1988.21594	0:04:09.20	22	0:06:05.41	19	0:05:59.28	19	0:05:16.42	23	0:07:45.36	6	0:29:15.67	+0:01:15.44
16	19	STUTTARD Mathew	GBR.1993.21661	0:04:12.39	36	0:06:01.32	12	0:05:57.25	17	0:05:16.40	22	0:07:50.42	18	0:29:17.78	+0:01:17.55
17	1	HILL Samuel Chain Reaction Cycles	AUS.1985.21775	0:04:11.60	30	0:06:04.90	16	0:05:56.36	16	0:05:12.54	15	0:07:56.07	24	0:29:21.47	+0:01:21.24
18	2	NICOLAI Florian Trek Factory Racing	FRA.1993.21749	0:04:09.12	21	0:06:08.62	23	0:06:01.12	22	0:05:15.78	21	0:07:48.30	13	0:29:22.94	+0:01:22.71
19	61	PERSAK Vid Orbea FOX Enduro Team	SLO.1996.22810	0:04:12.30	35	0:06:07.98	22	0:06:04.45	30	0:05:15.17	19	0:07:45.74	9	0:29:25.64	+0:01:25.41
20	32	JEANDEL Louis Sunn French Connexion By Alpe D'Huez	FRA.1998.22140	0:04:20.44	68	0:06:03.50	14	0:05:55.86	14	0:05:12.89	16	0:07:53.18	20	0:29:25.87	+0:01:25.64
21	8	WALKER Matthew Pivot Factory Racing	NZL.1990.21846	0:04:04.92	10	0:06:10.06	30	0:05:58.64	18	0:05:21.04	32	0:07:56.99	26	0:29:31.65	+0:01:31.42
22	34	CALLAGHAN Gregory Devinci Global Racing	IRL.1991.21827	0:04:08.84	18	0:06:09.28	27	0:06:01.40	24	0:05:17.30	24	0:07:55.79	23	0:29:32.61	+0:01:32.38

RESULTS OVERALL

Pos	Plate	Name Team	Nat EWS number	Stage	Pos Stage 2	Pos Stage 3Q	Pos Stage 4	Pos Stage 5	Pos Penalties	Time	Gap				
MEN															
23	78	TEXTOR Christian Team BULLS	GER.1990.22845	0:04:07.43	15	0:06:11.59	32	0:06:04.72	31	0:05:24.77	39	0:07:55.52	22	0:29:44.03	+0:01:43.80
24	31	PIGEON Hugo Scott SR Suntour Enduro Team	FRA.1996.23507	0:04:05.99	13	0:06:06.93	20	0:05:53.85	9	0:05:52.16	100	0:07:48.45	14	0:29:47.38	+0:01:47.15
25	95	BRANNIGAN George	NZL.1992.22289	0:04:13.70	40	0:06:18.00	43	0:06:02.18	25	0:05:18.22	26	0:08:01.19	35	0:29:53.29	+0:01:53.06
26	36	GALY Theo Sunn French Connexion By Alpe D'Huez	FRA.1990.21691	0:04:28.84	95	0:06:05.40	18	0:06:00.49	20	0:05:21.42	34	0:07:57.74	27	0:29:53.89	+0:01:53.66
27	27	VENDEMMIA Mirco Fastlight-Abetone	ITA.1998.21871	0:04:16.76	54	0:06:22.35	53	0:06:01.20	23	0:05:20.22	30	0:07:56.92	25	0:29:57.45	+0:01:57.22
28	64	MASTERS Wyn GT Factory Racing	NZL.1987.21663	0:04:11.68	31	0:06:10.95	31	0:06:06.40	36	0:05:27.65	46	0:08:03.23	40	0:29:59.91	+0:01:59.68
29	75	LUTHI Patrick	SUI.1992.22607	0:04:15.46	48	0:06:14.97	39	0:06:07.84	38	0:05:21.06	33	0:08:01.04	34	0:30:00.37	+0:02:00.14
30	106	CARBALLO GONZALEZ Edgar Orbea FOX Enduro Team	ESP.1988.30531	0:04:09.25	23	0:06:22.04	51	0:06:04.15	29	0:05:26.81	44	0:07:58.66	29	0:30:00.91	+0:02:00.68
31	79	SECONDI Nathan Fulgur Factory Team	FRA.1999.22133	0:04:12.98	39	0:06:13.54	35	0:06:06.00	34	0:05:30.21	56	0:07:59.74	30	0:30:02.47	+0:02:02.24
32	92	WATSON Corey	GBR.1999.35483	0:04:16.47	52	0:06:14.23	37	0:06:10.95	48	0:05:20.98	31	0:08:02.52	38	0:30:05.15	+0:02:04.92

Vittoria EWS La Thuile 2

La Thuile, Italy
10-11 July 2021

RESULTS OVERALL

Pos	Plate	Name Team	Nat EWS number	Stage	Pos Stage 2	Pos Stage 3Q	Pos Stage 4	Pos Stage 5	Pos Penalties	Time	Gap				
MEN															
33	33	BURNS CONTRERAS Pedro Trek Factory Racing	CHI.1997.21729	0:04:13.91	42	0:06:16.82	41	0:06:04.75	32	0:05:27.00	45	0:08:02.80	39	0:30:05.28	+0:02:05.05
34	101	FRANCARDO Tommaso	ITA.1997.22813	0:04:20.79	70	0:06:09.66	28	0:06:08.56	42	0:05:19.27	28	0:08:07.58	43	0:30:05.86	+0:02:05.63
35	74	PAULHAN Romain Santa Cruz	FRA.1988.22706	0:04:10.70	26	0:06:24.83	63	0:06:14.10	60	0:05:22.67	35	0:07:57.99	28	0:30:10.29	+0:02:10.06
36	77	TORRALBA GARASA Juan Gabriel Orbea FOX Enduro Team	ESP.1997.21633	0:04:17.16	56	0:06:20.25	49	0:06:08.25	40	0:05:24.96	40	0:08:01.98	36	0:30:12.60	+0:02:12.37
37	87	KANGAS Oliwer	SWE.1992.33903	0:04:11.70	32	0:06:13.50	34	0:06:08.37	41	0:05:28.56	51	0:08:10.62	48	0:30:12.75	+0:02:12.52
38	60	RAIMONDI Matteo	ITA.1995.22277	0:04:15.91	50	0:06:18.67	47	0:06:09.78	44	0:05:28.25	50	0:08:00.26	33	0:30:12.87	+0:02:12.64
39	90	WRIGHT Keegan Devinci Global Racing	NZL.1996.21734	0:04:12.28	34	0:06:14.20	36	0:06:12.17	54	0:05:19.69	29	0:08:14.68	54	0:30:13.02	+0:02:12.79
40	88	BLAIR Lachlan Orange Factory Racing	GBR.1995.21426	0:04:07.84	17	0:06:26.81	66	0:06:10.29	47	0:05:18.89	27	0:08:09.82	47	0:30:13.65	+0:02:13.42
41	63	NATION Joseph Pole Enduro Race Team	NZL.1989.21670	0:04:13.94	43	0:06:18.42	45	0:06:09.57	43	0:05:23.66	38	0:08:08.08	44	0:30:13.67	+0:02:13.44
42	62	STONE Brady Theory Global Enduro Team	NZL.2000.23119	0:04:46.97	126	0:06:14.25	38	0:06:08.12	39	0:05:15.18	20	0:07:59.89	31	0:30:24.41	+0:02:24.18
43	97	CARLSSON Simon	SWE.1997.23346	0:04:15.32	47	0:06:22.18	52	0:06:11.08	49	0:05:28.96	52	0:08:08.31	45	0:30:25.85	+0:02:25.62

Vittoria EWS La Thuile 2

La Thuile, Italy
10-11 July 2021

RESULTS OVERALL

Pos	Plate	Name Team	Nat EWS number	Stage	Pos Stage 2	Pos Stage 3Q	Pos Stage 4	Pos Stage 5	Pos Penalties	Time	Gap				
MEN															
44	114	FRANCK Gilles	 BEL.2000.22291	0:04:17.33	59	0:06:18.60	46	0:06:06.74	37	0:05:26.60	42	0:08:16.82	58	0:30:26.09	+0:02:25.86
45	12	JOHNSON Leigh Pole Enduro Race Team	 GBR.1996.22603	0:04:10.95	27	0:06:08.65	24	0:06:27.37	88	0:05:27.83	47	0:08:12.25	51	0:30:27.05	+0:02:26.82
46	66	VEZINA Mckay Giant Factory Off-Road	 CAN.1995.21632	0:04:12.39	36	0:06:45.40	97	0:06:06.11	35	0:05:23.19	37	0:08:02.43	37	0:30:29.52	+0:02:29.29
47	105	GARAY TAMAYO Iago Santa Cruz	 ESP.1991.21707	0:04:11.43	28	0:06:25.19	64	0:06:16.35	67	0:05:30.40	57	0:08:09.23	46	0:30:32.60	+0:02:32.37
48	81	IENZER Emeric	 FRA.1999.31862	0:04:25.06	84	0:06:23.48	58	0:06:09.98	45	0:05:32.20	61	0:08:04.67	41	0:30:35.39	+0:02:35.16
49	6	GAUVIN Remi Rocky Mountain Race Face	 CAN.1992.21624	0:04:08.94	20	0:06:08.95	25	0:06:03.46	27	0:05:17.95	25	0:08:59.90	106	0:30:39.20	+0:02:38.97
50	82	SERVANT Camille	 FRA.1994.22691	0:04:16.78	55	0:06:23.12	56	0:06:15.26	62	0:05:37.93	74	0:08:06.63	42	0:30:39.72	+0:02:39.49
51	99	CASADEI Nicola	 ITA.1989.21878	0:04:18.59	62	0:06:22.75	54	0:06:13.35	57	0:05:32.85	63	0:08:14.30	52	0:30:41.84	+0:02:41.61
52	118	FRIGOUT Lucas Sunn French Connexion By Alpe D'Huez	 FRA.1993.22829	0:04:23.62	78	0:06:22.96	55	0:06:11.74	52	0:05:29.22	53	0:08:17.97	59	0:30:45.51	+0:02:45.28
53	17	CHAPUIS Maxime	 SUI.1994.22784	0:04:18.83	63	0:06:27.00	67	0:06:12.05	53	0:05:33.75	65	0:08:15.46	57	0:30:47.09	+0:02:46.86
54	133	BATISTA Levy	 FRA.1990.21430	0:04:17.31	58	0:06:23.48	58	0:06:11.10	50	0:05:33.83	67	0:08:22.67	63	0:30:48.39	+0:02:48.16

RESULTS OVERALL

Pos	Plate	Name Team	Nat EWS number	Stage	Pos Stage 2	Pos Stage 3Q	Pos Stage 4	Pos Stage 5	Pos Penalties	Time	Gap				
MEN															
55	73	MACARTHUR Glenn	FRA.2000.22879	0:04:22.49	74	0:06:23.52	60	0:06:19.02	72	0:05:33.77	66	0:08:11.23	49	0:30:50.03	+0:02:49.80
56	108	AGURTO GALLEGUILLOS Felipe Ignacio	CHI.2000.22474	0:04:11.53	29	0:06:29.34	74	0:06:14.12	61	0:05:26.70	43	0:08:29.83	77	0:30:51.52	+0:02:51.29
57	123	KRASNY Carter	CAN.1999.22027	0:04:24.82	83	0:06:28.69	70	0:06:18.55	70	0:05:25.15	41	0:08:14.51	53	0:30:51.72	+0:02:51.49
58	71	GAILLOT Baptiste	FRA.1991.21771	0:04:27.06	92	0:06:11.95	33	0:06:30.82	95	0:05:27.85	48	0:08:15.19	56	0:30:52.87	+0:02:52.64
59	107	VON HEYDEN LANGELAAN Carlos Kona Factory Team	ESP.1998.32853	0:04:15.50	49	0:06:32.73	79	0:06:13.78	58	0:05:27.93	49	0:08:24.64	66	0:30:54.58	+0:02:54.35
60	129	WILSON Thomas Orange Factory Racing	GBR.2000.22553	0:04:20.65	69	0:06:28.92	71	0:06:17.66	68	0:05:34.08	68	0:08:15.05	55	0:30:56.36	+0:02:56.13
61	98	PESENTI Marcello	ITA.1994.21853	0:04:15.01	46	0:06:37.85	86	0:06:05.31	33	0:05:23.10	36	0:08:38.95	88	0:31:00.22	+0:02:59.99
62	100	RONZON Erwin	ITA.1997.21868	0:04:17.52	60	0:06:24.07	62	0:06:19.22	73	0:05:37.70	73	0:08:22.97	64	0:31:01.48	+0:03:01.25
63	169	DAUMAS Theo	FRA.1996.21873	0:04:23.60	77	0:06:30.27	77	0:06:15.77	65	0:05:32.90	64	0:08:24.00	65	0:31:06.54	+0:03:06.31
64	125	PFEIL Max	GER.1998.27442	0:04:23.03	75	0:06:26.59	65	0:06:21.53	76	0:05:31.06	58	0:08:24.92	68	0:31:07.13	+0:03:06.90
65	124	SELF Daniel Theory Global Enduro Team	NZL.1998.21834	0:04:13.77	41	0:06:17.78	42	0:06:10.00	46	0:05:37.98	75	0:08:51.23	100	0:31:10.76	+0:03:10.53

Vittoria EWS La Thuile 2

La Thuile, Italy
10-11 July 2021

RESULTS OVERALL

Pos	Plate	Name Team	Nat EWS number	Stage	Pos Stage 2	Pos Stage 3Q	Pos Stage 4	Pos Stage 5	Pos Penalties	Time	Gap				
MEN															
66	84	TRABAC Elliot Scott SR Suntour Enduro Team	FRA.1996.21710	0:04:19.64	66	0:06:29.37	75	0:06:18.65	71	0:05:36.05	71	0:08:27.51	73	0:31:11.22	+0:03:10.99
67	96	ERLANGSEN Theo	RSA.1995.33095	0:04:26.16	90	0:06:23.70	61	0:06:16.30	66	0:05:39.37	78	0:08:26.60	70	0:31:12.13	+0:03:11.90
68	38	OTON Damien Orbea FOX Enduro Team	FRA.1987.21728	0:04:19.47	65	0:06:09.00	26	0:06:03.52	28	0:05:29.22	53	0:09:13.66	116	0:31:14.87	+0:03:14.64
69	72	CIRIEGO Maxime	FRA.1997.34167	0:04:14.94	45	0:06:19.62	48	0:06:12.97	55	0:05:31.53	59	0:08:57.83	104	0:31:16.89	+0:03:16.66
70	115	GARANGER Arnaud	FRA.1996.23036	0:04:16.54	53	0:06:23.12	56	0:06:44.00	118	0:05:38.54	77	0:08:18.52	60	0:31:20.72	+0:03:20.49
71	91	JONES Jono	GBR.1994.37370	0:04:18.29	61	0:06:29.31	73	0:06:15.60	63	0:05:42.60	81	0:08:40.35	91	0:31:26.15	+0:03:25.92
72	104	RUS Simon	SVK.1999.35822	0:04:21.44	72	0:06:41.62	91	0:06:24.47	83	0:05:44.90	85	0:08:18.59	61	0:31:31.02	+0:03:30.79
73	150	BERNET Jonas	SUI.1994.33390	0:04:23.98	79	0:06:35.95	83	0:06:22.92	79	0:05:34.13	69	0:08:38.48	87	0:31:35.46	+0:03:35.23
74	132	FRESQUET Axel Urge Pyrenees Gravity	FRA.1998.23081	0:04:25.57	86	0:06:30.33	78	0:06:20.90	75	0:05:49.12	96	0:08:30.15	78	0:31:36.07	+0:03:35.84
75	127	LESLIE Shane	USA.1996.22174	0:04:25.48	85	0:06:33.23	80	0:06:22.49	77	0:05:51.53	99	0:08:27.90	75	0:31:40.63	+0:03:40.40
76	109	STONIG Matthias	AUT.1989.21580	0:04:23.13	76	0:06:37.18	84	0:06:25.42	85	0:05:47.62	92	0:08:27.76	74	0:31:41.11	+0:03:40.88

Vittoria EWS La Thuile 2

La Thuile, Italy
10-11 July 2021

RESULTS OVERALL

Pos	Plate	Name Team	Nat EWS number	Stage	Pos Stage 2	Pos Stage 3Q	Pos Stage 4	Pos Stage 5	Pos Penalties	Time	Gap				
MEN															
77	149	JANSER Robin	 SUI.2000.25837	0:04:29.40	100	0:06:35.60	82	0:06:15.73	64	0:05:47.55	90	0:08:34.39	83	0:31:42.67	+0:03:42.44
78	111	RICHARDSON John	 USA.1999.22929	0:04:14.37	44	0:06:18.20	44	0:06:45.02	119	0:06:07.41	122	0:08:18.60	62	0:31:43.60	+0:03:43.37
79	168	DANIELS Nicolas	 BEL.1994.22811	0:04:24.36	80	0:06:42.31	92	0:06:22.91	78	0:05:47.25	89	0:08:27.47	72	0:31:44.30	+0:03:44.07
80	159	VOTH Janik	 GER.1997.25435	0:04:30.15	102	0:06:27.90	68	0:06:23.59	80	0:05:50.05	97	0:08:35.44	85	0:31:47.13	+0:03:46.90
81	24	VIDAL Antoine Commencal Enduro Team	 FRA.2001.25035	0:04:07.61	16	0:06:05.27	17	0:08:20.62	132	0:05:13.90	18	0:07:59.89	31	0:31:47.29	+0:03:47.06
82	145	LORENZ Mehdi	 SUI.1993.27619	0:04:22.33	73	0:06:39.82	89	0:06:29.70	93	0:05:38.52	76	0:08:40.56	92	0:31:50.93	+0:03:50.70
83	110	GRANT Kelan Chain Reaction Cycles	 IRL.1993.21773	0:04:29.05	98	0:06:16.80	40	0:06:11.21	51	0:05:31.58	60	0:09:28.08	122	0:31:56.72	+0:03:56.49
84	148	MARFURT Silvan	 SUI.1988.22319	0:04:26.47	91	0:06:37.42	85	0:06:30.38	94	0:05:43.67	84	0:08:44.23	97	0:32:02.17	+0:04:01.94
85	130	RYAN Fergus	 GBR.1993.22458	0:04:24.63	81	0:06:50.20	105	0:06:31.03	97	0:05:42.14	80	0:08:35.78	86	0:32:03.78	+0:04:03.55
86	80	CURE Alexandre	 FRA.1993.21675	0:04:10.48	25	0:07:19.50	127	0:06:26.95	86	0:05:55.53	107	0:08:11.88	50	0:32:04.34	+0:04:04.11
87	138	LUPATO Alex	 ITA.1989.22851	0:04:29.00	97	0:06:43.70	96	0:06:36.35	104	0:05:52.25	102	0:08:24.68	67	0:32:05.98	+0:04:05.75

RESULTS OVERALL

Pos	Plate	Name Team	Nat EWS number	Stage	Pos Stage 2	Pos Stage 3Q	Pos Stage 4	Pos Stage 5	Pos Penalties	Time	Gap				
MEN															
88	122	SHAW Daniel	 CAN.1997.21882	0:04:31.76	104	0:06:47.18	99	0:06:28.38	90	0:05:49.08	94	0:08:32.09	82	0:32:08.49	+0:04:08.26
89	158	LOEFFLER Christian	 GER.1993.23169	0:04:32.29	106	0:06:34.21	81	0:06:32.43	100	0:05:43.16	82	0:08:50.75	99	0:32:12.84	+0:04:12.61
90	162	LANDMARK Ola Javold	 NOR.1999.25289	0:04:28.96	96	0:06:48.90	101	0:06:40.88	109	0:05:49.08	94	0:08:25.87	69	0:32:13.69	+0:04:13.46
91	117	ESCUDIER Thomas	 FRA.1991.21945	0:04:32.52	107	0:06:57.10	114	0:06:32.04	99	0:05:46.13	86	0:08:27.43	71	0:32:15.22	+0:04:14.99
92	163	LOMBARDI Matthew	 RSA.1997.25034	0:04:32.61	108	0:06:42.33	93	0:06:28.45	91	0:05:54.16	103	0:08:39.22	89	0:32:16.77	+0:04:16.54
93	166	CARROLL Gavin	 IRL.1993.35848	0:04:39.86	116	0:06:49.52	103	0:06:30.91	96	0:05:46.34	87	0:08:30.60	79	0:32:17.23	+0:04:17.00
94	15	NEER Shawn Yeti / Fox Factory Team	 USA.1991.21712	0:04:06.30	14	0:06:07.58	21	0:06:58.53	126	0:05:34.89	70	0:09:36.73	123	0:32:24.03	+0:04:23.80
95	121	SWANBECK Daniel	 SWE.1990.32435	0:04:29.50	101	0:07:15.32	124	0:06:23.66	81	0:05:47.57	91	0:08:29.09	76	0:32:25.14	+0:04:24.91
96	174	GIACOBINI Stefano Mad Wheels - Enduro Team	 ITA.2000.22864	0:04:33.02	110	0:06:43.15	95	0:06:40.94	110	0:05:48.59	93	0:08:42.19	94	0:32:27.89	+0:04:27.66
97	119	ARNAUD Quentin Sunn French Connexion By Alpe D'Huez	 FRA.1994.22628	0:04:28.07	94	0:06:41.05	90	0:06:29.65	92	0:05:51.37	98	0:08:58.52	105	0:32:28.66	+0:04:28.43
98	136	GIACOBINI Francesco Mad Wheels - Enduro Team	 ITA.1998.22865	0:04:37.23	114	0:06:51.87	106	0:06:35.08	102	0:05:54.42	104	0:08:31.15	81	0:32:29.75	+0:04:29.52

RESULTS OVERALL

Pos	Plate	Name Team	Nat EWS number	Stage	Pos Stage 2	Pos Stage 3Q	Pos Stage 4	Pos Stage 5	Pos Penalties	Time	Gap					
MEN																
99	89	CONNELL Joseph Orange Factory Racing	GBR.1994.21745	0:04:24.79	82	0:06:20.73	50	0:06:13.25	56	0:05:29.65	55	0:10:07.00	128	0:32:35.42	+0:04:35.19	
100	128	WOLFE Daniel	IRL.1988.22250	0:04:32.99	109	0:06:52.75	108	0:06:32.88	101	0:05:59.69	111	0:08:39.31	90	0:32:37.62	+0:04:37.39	
101	188	ROSSI Saben	USA.1985.23371	0:04:29.37	99	0:06:49.50	102	0:06:35.55	103	0:05:59.05	109	0:08:54.23	102	0:32:47.70	+0:04:47.47	
102	160	VOTH Laurin	GER.2000.25451	0:04:25.86	87	0:06:46.03	98	0:06:31.55	98	0:05:46.74	88	0:09:21.47	120	0:32:51.65	+0:04:51.42	
103	187	MCANDREW Alex	USA.1990.22928	0:04:27.46	93	0:06:50.18	104	0:06:43.87	116	0:06:00.85	113	0:08:55.91	103	0:32:58.27	+0:04:58.04	
104	175	MARCHESE Francesco Mad Wheels - Enduro Team	ITA.2000.32885	0:04:39.88	117	0:06:56.58	113	0:06:39.73	108	0:06:02.32	115	0:08:40.96	93	0:32:59.47	+0:04:59.24	
105	131	WILLIAMS Robert	GBR.1990.22515	0:04:26.13	89	0:06:42.42	94	0:06:25.35	84	0:06:42.92	128	0:08:43.98	96	0:33:00.80	+0:05:00.57	
106	161	BEAN Nicolas Theory Global Enduro Team	USA.1999.22730	0:04:42.55	121	0:06:51.88	107	0:06:38.43	106	0:05:54.98	106	0:08:59.97	107	0:33:07.81	+0:05:07.58	
107	156	SZYMCZUK Lukasz	POL.1995.23313	0:05:02.71	134	0:06:29.45	76	0:06:23.94	82	0:05:43.24	83	0:08:30.63	80	0:01:00.00	0:33:09.97	+0:05:09.74
108	146	OPPLIGER Timothee	SUI.1992.21701	0:04:43.73	122	0:06:53.00	109	0:06:37.60	105	0:05:54.85	105	0:09:01.18	108	0:33:10.36	+0:05:10.13	
109	152	DERKUM Christian	GER.1991.23043	0:04:40.48	118	0:07:03.82	120	0:06:42.37	112	0:06:00.40	112	0:08:51.70	101	0:33:18.77	+0:05:18.54	

RESULTS OVERALL

Pos	Plate	Name Team	Nat EWS number	Stage	Pos Stage 2	Pos Stage 3Q	Pos Stage 4	Pos Stage 5	Pos Penalties	Time	Gap					
MEN																
110	151	SCHWENK Robert	 GER.1994.23041	0:04:50.44	128	0:06:57.90	116	0:06:43.13	113	0:06:03.80	116	0:08:48.49	98	0:33:23.76	+0:05:23.53	
111	171	DIEU Antonio	 FRA.1989.26701	0:04:37.53	115	0:06:56.13	112	0:06:41.90	111	0:06:06.80	121	0:09:05.60	113	0:33:27.96	+0:05:27.73	
112	147	MUELLER Igor WeRide Racing Team	 SUI.1996.22665	0:04:31.92	105	0:08:17.00	132	0:06:27.08	87	0:05:37.40	72	0:08:34.68	84	0:33:28.08	+0:05:27.85	
113	180	KUECHLER Robin	 SUI.2000.23149	0:04:46.23	125	0:06:48.40	100	0:06:43.95	117	0:06:05.34	118	0:09:07.98	115	0:33:31.90	+0:05:31.67	
114	176	RENZ Daniel	 GER.1996.26028	0:04:51.53	130	0:06:55.87	111	0:06:43.41	114	0:05:58.40	108	0:09:04.93	111	0:33:34.14	+0:05:33.91	
115	165	VELASCO Niko	 RSA.1999.37597	0:04:20.79	70	0:06:38.10	87	0:06:28.27	89	0:06:05.23	117	0:09:06.63	114	0:01:00.00	0:33:39.02	+0:05:38.79
116	182	BAILLIF Florent	 SUI.1998.32580	0:05:09.86	136	0:06:54.26	110	0:06:43.72	115	0:05:52.18	101	0:09:03.53	109	0:33:43.55	+0:05:43.32	
117	184	KAHN David	 USA.2000.23224	0:04:30.31	103	0:07:18.82	126	0:06:49.10	120	0:06:08.92	123	0:09:04.83	110	0:33:51.98	+0:05:51.75	
118	170	SEYDOUX Liam	 SUI.2000.23170	0:04:40.65	119	0:07:12.93	123	0:06:57.47	125	0:05:59.55	110	0:09:16.45	117	0:34:07.05	+0:06:06.82	
119	183	ALLEMANN Remy Team Dorrong Enduro	 SUI.1990.21671	0:04:41.07	120	0:06:57.66	115	0:06:49.15	121	0:06:12.43	125	0:09:47.13	124	0:34:27.44	+0:06:27.21	
120	189	LETH Frederik	 DEN.1995.22993	0:04:44.18	123	0:07:29.65	130	0:07:04.00	129	0:06:10.07	124	0:09:04.99	112	0:34:32.89	+0:06:32.66	












Vittoria EWS La Thuile 2

La Thuile, Italy
10-11 July 2021












RESULTS OVERALL

Pos	Plate	Name Team	Nat EWS number	Stage	Pos Stage 2	Pos Stage 3Q	Pos Stage 4	Pos Stage 5	Pos Penalties	Time	Gap					
MEN																
121	172	GUERIN Cedric	FRA.1992.23190	0:05:01.22	132	0:07:16.83	125	0:06:51.69	123	0:06:06.45	119	0:09:19.23	119	0:34:35.42	+0:06:35.19	
122	167	DEMUYLDER Jonas	BEL.1997.25196	0:04:52.62	131	0:06:58.27	117	0:06:50.53	122	0:06:06.75	120	0:09:49.18	125	0:34:37.35	+0:06:37.12	
123	173	BERTUSSI Florian	FRA.1995.26303	0:04:45.77	124	0:07:10.84	122	0:07:01.73	127	0:06:28.90	127	0:09:16.56	118	0:34:43.80	+0:06:43.57	
124	140	LUPATO Denny	ITA.1992.22852	0:06:15.81	138	0:07:07.70	121	0:06:39.50	107	0:06:00.85	113	0:08:42.39	95	0:34:46.25	+0:06:46.02	
125	181	SCHELBERT Aron	SUI.2000.24501	0:05:01.50	133	0:07:01.97	119	0:07:02.02	128	0:06:17.03	126	0:09:27.15	121	0:34:49.67	+0:06:49.44	
126	25	RUDEAU Alex Commencal Enduro Team	FRA.1996.25071	0:04:04.65	9	0:07:26.95	128	0:05:54.35	10	0:05:11.39	12	0:07:48.89	15	0:05:00.00	0:35:26.23	+0:07:26.00
127	185	PALMER-LEGER Drew	USA.1999.21340	0:05:08.65	135	0:07:29.37	129	0:07:08.17	130	0:06:45.03	129	0:09:57.85	126	0:36:29.07	+0:08:28.84	
128	191	MUNTEANU Ion	ROU.1998.25105	0:05:26.48	137	0:07:31.65	131	0:07:20.48	131	0:06:46.27	130	0:10:06.54	127	0:37:11.42	+0:09:11.19	
DNF	116	MOROTTI Hugo	FRA.2000.24522	0:04:12.61	38	0:06:28.63	69	0:06:14.07	59	0:05:32.54	62					
DNF	154	KNAPEC Martin	SVK.1994.26017	0:04:20.32	67	0:06:29.00	72	0:06:19.85	74	0:05:41.98	79			0:01:00.00		
DNF	120	SOUSSIGNE Julien	BEL.1992.22812	0:04:36.00	113	0:06:38.73	88	0:06:17.82	69							

RESULTS OVERALL

Pos	Plate	Name Team	Nat EWS number	Stage	Pos Stage 2	Pos Stage 3Q	Pos Stage 4	Pos Stage 5	Pos Penalties	Time	Gap
MEN											
DNF	113	HEBERT Ambroise	 FRA.1993.21934	0:04:19.30	64	0:08:30.32	133	0:06:52.05	124		
DNF	16	WILDHABER Gustav Cube Action Team	 SUI.1988.21848	0:04:33.71	112	0:07:00.61	118				
DNF	103	CHARVAT Matej	 CZE.1985.30440	0:04:16.01	51						
DNF	86	DE VOCHT Bart	 BEL.1992.23075	0:04:25.91	88						
DNF	14	LUCAS Cole Ibis Enduro Team	 NZL.1998.23013	0:04:33.07	111						
DNF	179	CLAUDI Julian	 GER.1999.33500	0:04:50.18	127						
DNF	186	BROWN Robert	 USA.1991.25987	0:04:50.59	129						
DSQ	70	BAUD Eliott	 FRA.1998.22053	0:04:12.92		0:06:11.88	0:06:22.61	0:05:36.30	0:08:06.10		
DNS	142	GROTTI Nicola Fastlight-Abetone	 ITA.2000.21925								
DNS	137	BERTA Matteo	 ITA.1995.21891								
DNS	23	MURRAY Charles Specialized Racing	 NZL.1996.22752								

RESULTS OVERALL

Pos	Plate	Name Team	Nat EWS number	Stage	Pos Stage 2	Pos Stage 3Q	Pos Stage 4	Pos Stage 5	Pos Penalties	Time	Gap
MEN											
DNS	35	LARBEOU Guillaume Sunn French Connexion By Alpe D'Huez	 FRA.1994.25575								
DNS	112	PETER Stefan	 SUI.1992.23004								
DNS	20	LAPEYRIE Thomas	 FRA.1990.21601								
DNS	144	DODINO Giacomo	 ITA.1994.22466								
DNS	83	BENOIT Clement	 FRA.1991.21770								
DNS	135	COLANGE Vincent	 FRA.1990.21932								
DNS	37	MAES Martin GT Factory Racing	 BEL.1997.21636								
DNS	178	HANEL Matthias	 GER.1996.23046								
DNS	26	MENJOU Irene	 FRA.1995.22122								
DNS	76	DRACH Torben	 GER.1998.22419								
DNS	85	MYSIK Milan	 CZE.1993.22051								

RESULTS OVERALL

Pos	Plate	Name Team	Nat EWS number	Stage	Pos Stage 2	Pos Stage 3Q	Pos Stage 4	Pos Stage 5	Pos	Penalties	Time	Gap			
MEN Master 35+															
1	248	AMOUR Karim	FRA.1975.21696	0:04:33.29	2	<u>0:06:38.38</u>	1	0:06:41.05	2	<u>0:05:48.04</u>	1	0:08:46.33	2	0:32:27.09	
2	261	VESENBECKH Adrian	GER.1979.33219	<u>0:04:28.34</u>	1	0:06:49.69	2	<u>0:06:37.77</u>	1	0:05:58.04	4	<u>0:08:42.20</u>	1	0:32:36.04	+0:00:08.95
3	263	WEIDEMANN Mads	DEN.1982.33629	0:04:37.24	3	0:07:00.90	4	0:06:52.00	4	0:05:57.00	3	0:10:01.67	10	0:34:28.81	+0:02:01.72
4	250	BRODERICK Michael	USA.1973.22376	0:04:47.99	4	0:07:09.47	5	0:06:57.60	6	0:06:21.30	6	0:09:15.90	3	0:34:32.26	+0:02:05.17
5	252	PAGE Nigel Chain Reaction Cycles	GBR.1972.23282	0:04:49.05	5	0:07:20.07	8	0:06:53.66	5	0:06:27.83	8	0:09:31.05	4	0:35:01.66	+0:02:34.57
6	253	SCOTT Darren	GBR.1971.22334	0:05:01.58	10	0:07:17.14	7	0:07:03.97	7	0:06:09.34	5	0:09:42.79	7	0:35:14.82	+0:02:47.73
7	264	KULHAVY Radek	CZE.1984.25807	0:04:53.09	7	0:07:12.02	6	0:07:22.20	12	0:06:21.94	7	0:09:41.81	6	0:35:31.06	+0:03:03.97
8	266	MAGNEA Clement	FRA.1985.21414	0:04:49.14	6	0:07:28.77	11	0:07:12.70	9	0:06:44.54	11	0:09:37.81	5	0:35:52.96	+0:03:25.87
9	265	NEGRO Claudio	SUI.1985.22754	0:05:04.61	11	0:07:23.83	9	0:07:11.99	8	0:06:36.00	9	0:09:45.90	8	0:36:02.33	+0:03:35.24
10	254	GREENWOOD Daniel	GBR.1975.22552	0:05:01.55	9	0:07:28.05	10	0:07:17.64	11	0:06:41.15	10	0:10:01.06	9	0:36:29.45	+0:04:02.36
11	267	CALVEZ Mathieu Urge Pyrenees Gravity	FRA.1986.22152	0:05:18.23	13	0:07:48.35	13	0:07:27.25	13	0:06:58.85	13	0:10:29.45	12	0:38:02.13	+0:05:35.04

RESULTS OVERALL

Pos	Plate	Name Team	Nat EWS number	Stage	Pos Stage 2	Pos Stage 3Q	Pos Stage 4	Pos Stage 5	Pos	Penalties	Time	Gap			
MEN Master 35+															
12	251	SIGNORELLI Gerry	 USA.1984.22761	0:05:23.59	14	0:08:00.32	14	0:07:35.05	14	0:07:12.75	15	0:10:03.64	11	0:38:15.35	+0:05:48.26
13	257	KARB Ingo	 GER.1973.27505	0:05:10.31	12	0:07:37.52	12	0:07:16.90	10	0:06:52.00	12	0:11:27.36	16	0:38:24.09	+0:05:57.00
14	262	CORRE Ludovic	 FRA.1983.21638	0:04:53.53	8	0:06:58.00	3	0:06:47.39	3	0:05:55.97	2	0:14:04.94	18	0:38:39.83	+0:06:12.74
15	255	SURBALLE Emiliano	 ARG.1978.24423	0:05:32.78	16	0:08:02.00	15	0:07:38.27	15	0:07:09.47	14	0:11:03.16	15	0:39:25.68	+0:06:58.59
16	273	BODAY Alex	 USA.1975.24957	0:05:39.82	18	0:08:05.67	16	0:07:47.05	18	0:07:31.42	16	0:10:50.20	13	0:39:54.16	+0:07:27.07
17	269	DAUMAS Eric	 FRA.1968.22075	0:05:37.25	17	0:08:46.05	18	0:07:44.43	16	0:07:55.23	17	0:11:01.86	14	0:41:04.82	+0:08:37.73
18	272	CALAM Jeff	 GBR.1978.22741	0:05:46.00	19	0:08:35.02	17	0:08:10.91	19	0:07:56.03	18	0:11:27.36	16	0:41:55.32	+0:09:28.23
DNF	271	OUDE OPHUIS Hans	 NED.1979.26305	0:05:30.78	15	0:08:57.00	19	0:07:44.87	17						
DNS	274	HUGHES David	 IRL.1971.21814												
DNS	256	CIZINSKY Milan	 CZE.1974.22018												
MEN Under 21															
1	193	MEIER-SMITH Luke	 AUS.2002.25147	0:04:10.52	2	<u>0:06:08.18</u>	1	<u>0:06:04.49</u>	1	<u>0:05:18.50</u>	1	<u>0:07:58.11</u>	1	0:29:39.80	

RESULTS OVERALL

Pos	Plate	Name Team	Nat EWS number	Stage	Pos Stage 2	Pos Stage 3Q	Pos Stage 4	Pos Stage 5	Pos Penalties	Time	Gap				
MEN Under 21															
2	192	EDMONDSON Jamie	 GBR.2001.22932	0:04:11.48	4	0:06:14.38	3	0:06:09.53	2	0:05:24.98	3	0:07:59.33	2	0:29:59.70	+0:00:19.90
3	195	CAMOIN Francescu Specialized Racing	 FRA.2001.23545	<u>0:04:10.38</u>	<u>1</u>	0:06:22.70	6	0:06:18.15	5	0:05:27.37	5	0:08:12.35	4	0:30:30.95	+0:00:51.15
4	209	GOLDSTONE Jackson	 CAN.2004.27766	0:04:10.81	3	0:06:13.47	2	0:06:15.14	4	0:05:27.28	4	0:08:40.73	15	0:30:47.43	+0:01:07.63
5	197	STERCKX Nathan	 CAN.2001.22631	0:04:15.28	7	0:06:17.70	4	0:06:13.77	3	0:05:31.98	8	0:08:28.73	7	0:30:47.46	+0:01:07.66
6	194	ICARDO Alexis Theory Global Enduro Team	 FRA.2003.31902	0:04:13.96	5	0:06:32.67	12	0:06:21.80	8	0:05:31.43	6	0:08:09.43	3	0:30:49.29	+0:01:09.49
7	207	RYNANEN Tarmo	 FIN.2002.31950	0:04:14.93	6	0:06:27.12	8	0:06:31.29	15	0:05:31.83	7	0:08:19.79	5	0:31:04.96	+0:01:25.16
8	196	MILLE Thimote	 FRA.2001.31623	0:04:22.21	14	0:06:30.78	11	0:06:19.06	6	0:05:33.72	12	0:08:34.18	9	0:31:19.95	+0:01:40.15
9	198	HARRIS Bradley	 NZL.2001.27637	0:04:20.13	11	0:06:30.10	10	0:06:27.32	11	0:05:40.05	13	0:08:23.52	6	0:31:21.12	+0:01:41.32
10	200	WARNET Manu	 NED.2001.26267	0:04:23.76	15	0:06:27.95	9	0:06:21.22	7	0:05:44.45	15	0:08:36.21	12	0:31:33.59	+0:01:53.79
11	203	VERNHET Axel	 FRA.2002.34183	0:04:19.15	9	0:06:39.07	14	0:06:28.17	13	0:05:45.77	16	0:08:28.85	8	0:31:41.01	+0:02:01.21
12	199	BERTINI Lisandru Lapierre Zipp Collective	 FRA.2004.36198	0:04:18.61	8	0:06:40.21	15	0:06:27.82	12	0:05:33.16	10	0:08:42.32	19	0:31:42.12	+0:02:02.32

RESULTS OVERALL

Pos	Plate	Name Team	Nat EWS number	Stage	Pos Stage 2	Pos Stage 3Q	Pos Stage 4	Pos Stage 5	Pos	Penalties	Time	Gap			
MEN Under 21															
13	211	HELLY Johnathan	CAN.2003.27147	0:04:20.40	12	0:06:44.33	20	0:06:36.97	19	0:05:33.13	9	0:08:37.87	14	0:31:52.70	+0:02:12.90
14	215	STORR Alex	GBR.2001.31009	0:04:21.65	13	0:06:40.80	16	0:06:37.85	20	0:05:44.27	14	0:08:34.30	10	0:31:58.87	+0:02:19.07
15	214	EBDON Jake	GBR.2001.32703	0:04:31.82	19	0:06:41.25	17	0:06:29.25	14	0:05:47.10	17	0:08:34.57	11	0:32:03.99	+0:02:24.19
16	201	ARNAUD Nans	FRA.2004.35462	0:04:19.41	10	0:06:22.75	7	0:06:22.35	9	0:05:24.56	2	0:08:37.50	13	0:32:06.57	+0:02:26.77
17	208	BYRNE Harry	IRL.2001.23573	0:04:39.58	27	0:06:43.38	18	0:06:34.72	17	0:05:49.58	19	0:08:41.85	18	0:32:29.11	+0:02:49.31
18	220	LAPRAYE Thomas	FRA.2002.27080	0:04:35.26	21	0:06:44.10	19	0:06:31.98	16	0:05:48.97	18	0:08:59.90	24	0:32:40.21	+0:03:00.41
19	206	BRACONI Francesco	ITA.2003.36890	0:04:35.75	23	0:06:36.56	13	0:06:53.42	31	0:05:53.71	23	0:08:41.03	16	0:32:40.47	+0:03:00.67
20	218	DEBOIS Jonas	BEL.2001.24645	0:04:34.39	20	0:06:48.93	22	0:06:41.35	22	0:06:12.25	31	0:08:41.04	17	0:32:57.96	+0:03:18.16
21	223	PEREZ Enzo	FRA.2004.38362	0:04:38.06	26	0:07:06.15	29	0:06:35.82	18	0:05:51.16	20	0:08:50.40	21	0:33:01.59	+0:03:21.79
22	221	HEINE Geraud	BEL.2004.25833	0:04:35.44	22	0:07:03.65	28	0:06:41.65	23	0:05:52.75	22	0:08:49.92	20	0:33:03.41	+0:03:23.61
23	226	FILIPPI Mirko	ITA.2001.26043	0:04:30.90	18	0:06:58.76	25	0:06:39.22	21	0:06:00.35	26	0:08:56.82	22	0:33:06.05	+0:03:26.25

RESULTS OVERALL

Pos	Plate	Name Team	Nat EWS number	Stage	Pos Stage 2	Pos Stage 3Q	Pos Stage 4	Pos Stage 5	Pos Penalties	Time	Gap				
MEN Under 21															
24	204	LANI Martino	 ITA.2001.22164	0:04:27.38	17	0:06:19.73	5	0:06:23.53	10	0:05:33.35	11	0:10:26.94	30	0:33:10.93	+0:03:31.13
25	217	COSTA GRAELL Pau	 ESP.2001.25006	0:04:36.33	24	0:06:59.35	26	0:06:42.36	25	0:05:56.75	25	0:08:58.36	23	0:33:13.15	+0:03:33.35
26	228	BARUFFI Matteo Fulgur Factory Team	 ITA.2002.26471	0:04:41.24	29	0:06:59.48	27	0:06:42.12	24	0:05:51.20	21	0:09:00.16	25	0:33:14.20	+0:03:34.40
27	213	ENNIS Ross	 IRL.2001.25954	0:04:26.59	16	0:06:56.02	24	0:06:45.94	28	0:05:53.80	24	0:09:46.25	28	0:33:48.60	+0:04:08.80
28	216	GOWEIL Jonas Cube Action Team	 AUT.2002.36734	0:04:45.39	30	0:07:06.20	30	0:06:49.67	29	0:06:04.95	28	0:09:10.70	26	0:33:56.91	+0:04:17.11
29	227	FANTINO Andrea Mad Wheels - Enduro Team	 ITA.2001.25554	0:04:46.15	31	0:07:08.75	31	0:06:55.93	32	0:06:08.25	30	0:09:31.20	27	0:34:30.28	+0:04:50.48
30	225	FIEDLER Zdenek	 CZE.2002.27427	0:05:00.15	32	0:07:32.40	32	0:06:51.65	30	0:06:06.80	29	0:09:51.23	29	0:35:22.23	+0:05:42.43
31	219	FOURCADE Luca Urge Pyrenees Gravity	 FRA.2003.35944	0:04:39.73	28	0:06:53.33	23	0:06:45.18	27	0:06:04.12	27	0:11:12.46	31	0:35:34.82	+0:05:55.02
DNF	202	RUHLMANN Theo	 FRA.2001.33439	0:05:35.87	33	0:06:46.80	21	0:06:44.71	26						
DNF	212	RANDELL Jayden	 GBR.2003.27895	0:04:37.80	25										
DNS	222	MEYER Hugo	 FRA.2002.33494												

RESULTS OVERALL

Pos	Plate	Name Team	Nat EWS number	Stage	Pos Stage 2	Pos Stage 3Q	Pos Stage 4	Pos Stage 5	Pos Penalties	Time	Gap					
MEN Under 21																
DNS	205	PELISSERO Simone	ITA.2001.21940													
WOMEN																
1	42	HARDEN Harriet Trek Factory Racing	GBR.2001.22819		0:04:50.97	4	<u>0:06:55.05</u>	1	0:06:43.68	2	0:06:16.48	8	<u>0:08:56.11</u>	1	0:33:42.29	
2	41	PUGIN Melanie	FRA.1990.21693		0:04:49.66	3	0:06:58.30	3	0:06:46.03	3	<u>0:06:03.63</u>	1	0:09:05.65	2	0:33:43.27	+0:00:00.98
3	1	COURDURIER Isabeau Lapierre Zipp Collective	FRA.1994.21731		0:04:51.13	5	0:06:56.21	2	0:06:48.65	4	0:06:06.10	3	0:09:09.45	3	0:33:51.54	+0:00:09.25
4	2	KOREM Noga GT Factory Racing	ISR.1991.21660		0:04:48.61	2	0:07:03.83	5	0:06:48.85	5	0:06:06.17	4	0:09:10.50	4	0:33:57.96	+0:00:15.67
5	4	CHARRE Morgane Pivot Factory Racing	FRA.1990.21958		0:04:54.22	7	0:07:05.32	6	0:06:55.62	7	0:06:04.25	2	0:09:26.21	9	0:34:25.62	+0:00:43.33
6	43	CONOLLY Ella	GBR.1998.21859		0:04:53.89	6	0:07:07.00	7	0:06:56.50	8	0:06:19.52	10	0:09:18.53	5	0:34:35.44	+0:00:53.15
7	10	BARAONA Rebecca Ibis Enduro Team	GBR.1993.21715		0:04:56.05	10	0:07:10.60	9	0:06:53.41	6	0:06:14.37	6	0:09:24.27	6	0:34:38.70	+0:00:56.41
8	9	MILLER Miranda Kona Factory Team	CAN.1990.21687		0:04:55.36	9	0:07:14.48	12	0:07:04.48	13	0:06:20.09	11	0:09:24.59	7	0:34:59.00	+0:01:16.71
9	47	RICHTER Raphaela Juliana Free Agents	GER.1997.25746		0:04:54.37	8	0:07:10.27	8	0:06:59.60	9	0:06:27.37	15	0:09:29.93	10	0:35:01.54	+0:01:19.25
10	48	CHARLES Estelle Rossignol Factory Team	FRA.1997.22205		0:04:58.33	11	0:07:16.96	13	0:07:06.77	15	0:06:18.90	9	0:09:32.92	12	0:35:13.88	+0:01:31.59

RESULTS OVERALL

Pos	Plate	Name Team	Nat EWS number	Stage	Pos Stage 2	Pos Stage 3Q	Pos Stage 4	Pos Stage 5	Pos Penalties	Time	Gap				
WOMEN															
11	8	MORRISON Rae Liv Racing	NZL.1989.21630	0:04:59.60	13	0:07:19.60	16	0:07:02.83	11	0:06:27.08	14	0:09:25.90	8	0:35:15.01	+0:01:32.72
12	7	COOK Becky	GBR.1986.21664	0:05:03.07	15	0:07:14.47	11	0:07:08.68	17	0:06:27.92	17	0:09:31.22	11	0:35:25.36	+0:01:43.07
13	45	WINTON Katy	GBR.1993.21730	0:05:02.95	14	0:07:14.24	10	0:07:05.59	14	0:06:15.50	7	0:09:48.28	18	0:35:26.56	+0:01:44.27
14	44	GEHRIG Carolin Norco Factory Team	SUI.1987.21665	0:05:05.71	18	0:07:19.14	15	0:07:07.45	16	0:06:26.65	13	0:09:34.82	13	0:35:33.77	+0:01:51.48
15	51	ASTLE Georgia Devinci Global Racing	CAN.1997.27095	0:05:09.92	22	0:07:24.36	19	0:07:12.55	19	0:06:21.83	12	0:09:35.13	14	0:35:43.79	+0:02:01.50
16	49	JONNIER Morgane Team Cycles Peugeot	FRA.1990.22559	0:04:59.27	12	0:07:17.73	14	0:07:00.98	10	0:06:49.80	25	0:09:54.71	19	0:36:02.49	+0:02:20.20
17	50	CHARLES Laura Orbea FOX Enduro Team	FRA.1995.23500	0:05:04.67	16	0:07:21.56	18	0:07:11.05	18	0:06:42.25	19	0:09:44.79	15	0:36:04.32	+0:02:22.03
18	56	BRUCHLE Veronika Cube Action Team	GER.1995.22726	0:05:08.96	20	0:07:28.15	20	0:07:03.97	12	0:06:47.42	21	0:09:47.21	17	0:36:15.71	+0:02:33.42
19	58	BATTISTA Laura Juliana Free Agents	AUS.1988.22132	0:05:11.31	23	0:07:37.68	24	0:07:18.05	22	0:06:27.59	16	0:10:02.41	21	0:36:37.04	+0:02:54.75
20	57	NAUGHTON Isabella Liv Racing	USA.2000.24733	0:05:30.99	29	0:07:36.95	23	0:07:13.23	20	0:06:32.08	18	0:09:46.92	16	0:36:40.17	+0:02:57.88
21	233	TAYLOR Chloe	GBR.1998.23462	0:05:09.25	21	0:07:36.02	22	0:07:23.54	23	0:06:47.60	23	0:10:20.59	24	0:37:17.00	+0:03:34.71

RESULTS OVERALL

Pos	Plate	Name Team	Nat EWS number	Stage	Pos	Stage 2	Pos	Stage 3Q	Pos	Stage 4	Pos	Stage 5	Pos	Penalties	Time	Gap
WOMEN																
22	59	PAULIN Louise Margareta Ibis Enduro Team	SWE.1978.21619	0:05:22.59	26	0:07:33.68	21	0:07:29.32	25	0:06:52.62	27	0:10:00.84	20		0:37:19.05	+0:03:36.76
23	229	PAGEAU Rachel	CAN.1995.21742	0:05:15.82	24	0:08:04.42	29	0:07:28.29	24	0:06:51.90	26	0:10:04.73	22		0:37:45.16	+0:04:02.87
24	232	JOLIDON Sidonie	SUI.1987.31073	0:05:28.26	27	0:07:38.70	25	0:07:32.67	28	0:06:47.46	22	0:10:48.03	27		0:38:15.12	+0:04:32.83
25	54	RAST Camille	SUI.1999.35605	0:05:55.76	32	0:07:51.59	27	0:07:31.63	27	0:06:49.48	24	0:10:18.55	23		0:38:27.01	+0:04:44.72
26	3	LANTHIER NADEAU Andreane Rocky Mountain Race Face	CAN.1993.21609	<u>0:04:41.50</u>	<u>1</u>	0:07:02.40	4	<u>0:06:36.47</u>	<u>1</u>	0:06:10.00	5	0:13:57.45	31		0:38:27.82	+0:04:45.53
27	238	RUTZ Lea Salome	SUI.1995.33389	0:05:18.82	25	0:08:14.00	31	0:07:48.60	32	0:07:16.08	30	0:10:43.41	26		0:39:20.91	+0:05:38.62
28	234	MAUNSELL Leah	IRL.1999.22382	0:05:28.68	28	0:07:55.40	28	0:07:47.60	31	0:07:28.05	31	0:10:58.41	28		0:39:38.14	+0:05:55.85
29	235	ELLECOSTA Nadine Fastlight-Abetone	ITA.1999.25437	0:05:32.21	30	0:08:05.72	30	0:07:47.28	30	0:07:04.10	28	0:11:35.20	29		0:40:04.51	+0:06:22.22
30	236	SAVELLI Irene	ITA.1992.22163	0:05:43.45	31	0:08:16.48	32	0:07:57.91	33	0:07:56.45	32	0:12:34.64	30		0:42:28.93	+0:08:46.64
31	52	DUVERT Julie Theory Global Enduro Team	FRA.1996.21719	0:05:06.52	19	0:07:20.90	17	0:07:15.85	21	0:06:42.82	20	0:17:54.37	32		0:44:20.46	+0:10:38.17
32	237	BUREK Katarzyna	POL.1993.23240	0:17:07.63	33	0:08:21.10	33	0:07:47.00	29	0:07:09.20	29	0:10:37.82	25		0:51:02.75	+0:17:20.46


RESULTS OVERALL

Pos	Plate	Name Team	Nat EWS number	Stage	Pos Stage 2	Pos Stage 3Q	Pos Stage 4	Pos Stage 5	Pos Penalties	Time	Gap				
WOMEN															
DNF	230	LAWRENCE Kate	USA.1998.27745	0:05:04.70	17	0:07:41.42	26	0:07:31.04	26						
DNS	55	WIEDENROTH Sofia Specialized Racing	GER.1995.24544												
DNS	231	ARNDT Lena	GER.1988.33220												
WOMEN Master 35+															
1	246	THOMSEN Sandra Bohn	DEN.1983.33584	<u>0:06:17.44</u>	1	<u>0:08:48.58</u>	1	<u>0:08:18.63</u>	1	<u>0:08:10.10</u>	1	0:12:41.27	2	0:44:16.02	
2	245	MCCONNELOUG Mary	USA.1971.22390	0:06:38.56	2	0:09:07.51	2	0:08:53.59	2	0:09:21.10	2	<u>0:12:02.43</u>	1	0:46:03.19	+0:01:47.17
3	247	REPKIN BIRMAN Yulia	ISR.1978.22006	0:07:08.14	3	0:10:24.93	3	0:09:57.07	3	0:09:47.85	3	0:14:45.09	3	0:52:03.08	+0:07:47.06
DNS	244	PICTON Leonie Liv Racing	AUS.1986.22420												
WOMEN Under 21															
1	241	KUCHYNKOVA Simonka	SVK.2004.35778	0:05:21.01	2	<u>0:07:39.08</u>	1	<u>0:07:27.08</u>	1	<u>0:06:43.90</u>	1	0:11:03.69	2	0:38:14.76	
2	239	RIVA Sophie	ITA.2003.33949	<u>0:05:11.78</u>	1	0:08:02.78	2	0:07:45.65	2	0:07:04.31	2	<u>0:10:55.71</u>	1	0:39:00.23	+0:00:45.47
3	243	HENRY Justine Urge Pyrenees Gravity	FRA.2003.32717	0:06:07.22	3	0:08:57.83	3	0:08:57.75	3	0:08:39.60	3	0:12:43.73	3	0:45:26.13	+0:07:11.37

Vittoria EWS La Thuile 2

La Thuile, Italy
10-11 July 2021

RESULTS OVERALL

Pos	Plate	Name	Nat	Stage	Pos Stage 2	Pos Stage 3Q	Pos Stage 4	Pos Stage 5	Pos Penalties	Time	Gap
		Team	EWS number								
WOMEN Under 21											
DNS	242	WEBER Helen									
			GER.2002.36775								

RESULTS OVERALL

Penalties details

Plate	Name	Penalty	Description	Location
25	RUDEAU Alex	00:05:00	Wheel change	
154	KNAPEC Martin	00:01:00	Late at check point	Rollout Day 2
156	SZYMCZUK Lukasz	00:01:00	Late at check point	Rollout Day 2
165	VELASCO Niko	00:01:00	Late at check point	S5 Start
201	ARNAUD Nans	00:01:00	Late at check point	S5 Start

Statistics

Entries / Nations	Finished	DNF	DSQ	DNS	Weather	Temperature	Distance	Elevation
252 / 28	215	14	1	22	Sunny	19 °C	34 km	3,370 m

DNF: did not finish · DNS: did not start · DSQ: disqualified