

























RESULTS OVERALL

Pos	Plate	Name Team	Nat EWS number	Stage 1	Pos	Stage 2	Pos	Stage 3	Pos	Stage 4	Pos	Stage 5Q	Pos	Penalties	Time	Gap
MEN																
1	4	MAES Martin GT Factory Racing	 BEL.1997.21636	<u>0:07:55.90</u>	1	<u>0:05:55.54</u>	1	0:07:37.02	17	<u>0:07:26.74</u>	1	0:08:41.82	2		0:37:37.02	
2	1	HILL Sam Chain Reaction Cycles Mavic	 AUS.1985.21775	0:08:02.13	2	0:06:03.06	3	<u>0:07:19.10</u>	1	0:07:51.38	7	<u>0:08:33.98</u>	1		0:37:49.65	+0:00:12.63
3	7	RUDE Richie Yeti / Fox Shox Factory Team	 USA.1995.21739	0:08:03.33	5	0:06:00.65	2	0:07:37.85	18	0:07:41.57	2	0:08:51.30	4		0:38:14.70	+0:00:37.68
4	21	MIQUEL Kevin	 FRA.1991.21704	0:08:02.53	3	0:06:04.37	4	0:07:23.54	4	0:07:50.60	5	0:08:54.31	7		0:38:15.35	+0:00:38.33
5	3	NICOLAI Florian Canyon Factory Racing	 FRA.1993.21749	0:08:05.50	10	0:06:15.31	15	0:07:23.19	3	0:07:55.82	15	0:08:51.39	5		0:38:31.21	+0:00:54.19
6	10	DENIAUD Youn Giant Factory Off-Road Team	 FRA.1996.22994	0:08:10.50	14	0:06:05.27	5	0:07:43.42	30	0:07:51.70	9	0:08:46.72	3		0:38:37.61	+0:01:00.59
7	9	MELAMED Jesse Rocky Mountain/Race Face Enduro Team	 CAN.1992.21596	0:08:04.55	8	0:06:05.79	6	0:07:32.04	11	0:07:55.22	13	0:09:02.85	15		0:38:40.45	+0:01:03.43
8	23	WALKER Matthew Pivot Factory Racing	 NZL.1990.21846	0:08:03.72	6	0:06:18.57	18	0:07:28.65	6	0:07:53.29	10	0:08:56.52	9		0:38:40.75	+0:01:03.73
9	29	WILDHABER Gustav Cube Action Team	 SUI.1988.21848	0:08:03.89	7	0:06:22.15	23	0:07:30.53	9	0:07:43.86	3	0:09:00.73	14		0:38:41.16	+0:01:04.14
10	5	TORDO Dimitri Canyon Factory Racing	 FRA.1993.21764	0:08:05.18	9	0:06:10.78	9	0:07:41.77	23	0:07:50.87	6	0:08:55.93	8		0:38:44.53	+0:01:07.51
11	28	NEER Shawn Yeti / Fox Shox Factory Team	 USA.1991.21712	0:08:03.00	4	0:06:09.40	7	0:07:20.65	2	0:08:03.57	29	0:09:11.06	35		0:38:47.68	+0:01:10.66














RESULTS OVERALL













Pos	Plate	Name Team	Nat EWS number	Stage 1	Pos	Stage 2	Pos	Stage 3	Pos	Stage 4	Pos	Stage 5Q	Pos	Penalties	Time	Gap
MEN																
12	14	JOHANSEN Zakarias Blom Cube Action Team	 SWE.1992.21863	0:08:06.82	11	0:06:13.30	13	0:07:32.05	12	0:08:04.55	31	0:08:52.64	6		0:38:49.36	+0:01:12.34
13	36	PIGEON Hugo	 FRA.1996.23507	0:08:07.65	12	0:06:18.08	17	0:07:31.67	10	0:07:54.80	12	0:09:00.70	13		0:38:52.90	+0:01:15.88
14	53	TORRALBA GARASA Gabriel Orbea Enduro Team	 ESP.1997.21633	0:08:12.92	18	0:06:10.47	8	0:07:30.00	7	0:07:58.45	17	0:09:11.63	38		0:39:03.47	+0:01:26.45
15	8	SCOTT Mark Santa Cruz	 GBR.1993.21714	0:08:13.73	21	0:06:22.48	25	0:07:35.87	14	0:07:57.42	16	0:08:59.32	11		0:39:08.82	+0:01:31.80
16	17	LAPEYRIE Thomas Orbea Enduro Team	 FRA.1990.21601	0:08:08.75	13	0:06:24.80	32	0:07:41.80	25	0:07:50.28	4	0:09:05.87	21		0:39:11.50	+0:01:34.48
17	12	GAUVIN Remi Rocky Mountain/Race Face Enduro Team	 CAN.1992.21624	0:08:18.25	28	0:06:24.43	30	0:07:28.07	5	0:08:02.87	27	0:09:00.05	12		0:39:13.67	+0:01:36.65
18	6	CALLAGHAN Greg Cube Action Team	 IRL.1991.21827	0:08:11.04	15	0:06:22.31	24	0:07:34.95	13	0:08:01.77	25	0:09:05.57	19		0:39:15.64	+0:01:38.62
19	2	OTON Damien Unior Devinci Factory Racing	 FRA.1987.21728	0:08:13.65	20	0:06:29.52	37	0:07:30.12	8	0:08:09.84	42	0:09:06.50	23		0:39:29.63	+0:01:52.61
20	34	GARAY TAMAYO Iago Santa Cruz	 ESP.1991.21707	0:08:14.25	22	0:06:21.14	21	0:07:42.80	28	0:08:00.30	22	0:09:11.48	37		0:39:29.97	+0:01:52.95
21	18	BUCHANAN Lewis Ibis Cycles Enduro Race Team	 GBR.1993.21608	0:08:24.91	46	0:06:13.07	11	0:07:45.88	35	0:08:06.71	34	0:09:04.02	17		0:39:34.59	+0:01:57.57
22	24	JOHNSON Leigh Pole Enduro Race Team	 GBR.1996.22603	0:08:15.46	25	0:06:20.32	20	0:07:47.37	37	0:08:10.80	44	0:09:02.85	15		0:39:36.80	+0:01:59.78




RESULTS OVERALL













Pos	Plate	Name Team	Nat EWS number	Stage 1	Pos	Stage 2	Pos	Stage 3	Pos	Stage 4	Pos	Stage 5Q	Pos	Penalties	Time	Gap
MEN																
23	98	CARBALLO GONZALEZ Edgar	 ESP.1988.30531	0:08:22.15	36	0:06:23.25	28	0:07:42.79	27	0:08:01.00	24	0:09:09.67	33		0:39:38.86	+0:02:01.84
24	48	BAILLY MAITRE Francois	 FRA.1985.22735	0:08:18.58	30	0:06:32.30	44	0:07:39.22	20	0:07:55.22	13	0:09:14.15	44		0:39:39.47	+0:02:02.45
25	74	CONNELL Joseph	 GBR.1994.21745	0:08:14.59	23	0:06:32.74	45	0:07:47.92	38	0:07:59.00	18	0:09:05.57	19		0:39:39.82	+0:02:02.80
26	22	DAILLY Adrien Team Lapierre	 FRA.1996.21677	0:08:21.60	34	0:06:12.56	10	0:07:40.47	21	0:08:27.21	67	0:08:58.13	10		0:39:39.97	+0:02:02.95
27	33	TEXTOR Christian	 GER.1990.22845	0:08:17.90	27	0:06:23.87	29	0:07:52.95	49	0:07:59.95	21	0:09:07.85	26		0:39:42.52	+0:02:05.50
28	30	STUTTARD Mathew	 GBR.1993.21661	0:08:21.82	35	0:06:38.36	54	0:07:36.77	16	0:08:02.04	26	0:09:04.37	18		0:39:43.36	+0:02:06.34
29	55	PESENTI Marcello	 ITA.1994.21853	0:08:23.08	40	0:06:15.25	14	0:07:50.93	43	0:08:09.68	40	0:09:06.93	25		0:39:45.87	+0:02:08.85
30	26	CHAPUIS Maxime Specialized Racing Team	 SUI.1994.22784	0:08:11.25	16	0:06:25.48	33	0:08:00.30	61	0:08:03.90	30	0:09:06.87	24		0:39:47.80	+0:02:10.78
31	25	LUCAS Cole BBCL NZ Arapi Enduro Team	 NZL.1998.23013	0:08:12.15	17	0:06:27.87	34	0:07:42.96	29	0:08:19.05	55	0:09:10.58	34		0:39:52.61	+0:02:15.59
32	46	CALLAGHAN Killian Specialized Racing Team	 IRL.1997.21769	0:08:13.34	19	0:06:29.70	38	0:07:54.25	51	0:07:59.32	19	0:09:16.57	50		0:39:53.18	+0:02:16.16
33	82	RAIMONDI Matteo	 ITA.1995.22277	0:08:25.23	47	0:06:17.30	16	0:07:45.52	33	0:08:12.00	47	0:09:14.77	47		0:39:54.82	+0:02:17.80


RESULTS OVERALL

Pos	Plate	Name Team	Nat EWS number	Stage 1	Pos	Stage 2	Pos	Stage 3	Pos	Stage 4	Pos	Stage 5Q	Pos	Penalties	Time	Gap
MEN																
34	37	HEAP Elliott Chain Reaction Cycles Mavic	 GBR.1998.21783	0:08:40.36	84	0:06:19.33	19	0:07:41.77	23	0:08:04.56	32	0:09:13.67	41		0:39:59.69	+0:02:22.67
35	69	GAILLOT Baptiste E*13 URGE bp Enduro Team	 FRA.1991.21771	0:08:31.25	61	0:06:22.99	27	0:07:49.96	42	0:08:09.63	39	0:09:08.55	27		0:40:02.38	+0:02:25.36
36	62	CHARLES Clement	 FRA.1994.22206	0:08:28.72	56	0:06:21.67	22	0:07:52.72	47	0:08:14.33	49	0:09:08.70	29		0:40:06.14	+0:02:29.12
37	54	LUTHI Patrick	 SUI.1992.22607	0:08:30.62	60	0:06:24.43	30	0:08:09.52	75	0:07:53.70	11	0:09:08.62	28		0:40:06.89	+0:02:29.87
38	71	DE VOCHT Bart	 BEL.1992.23075	0:08:18.56	29	0:06:30.65	40	0:07:38.73	19	0:08:19.89	56	0:09:21.65	53		0:40:09.48	+0:02:32.46
39	50	JEANDEL Louis	 FRA.1998.22140	0:08:24.88	45	0:06:35.33	47	0:07:47.28	36	0:08:03.47	28	0:09:19.44	52		0:40:10.40	+0:02:33.38
40	49	CURE Alexandre Miranda Racing Team	 FRA.1993.21675	0:08:24.03	42	0:06:48.17	74	0:07:42.20	26	0:08:07.92	35	0:09:09.59	32		0:40:11.91	+0:02:34.89
41	32	MASTERS Wyn GT Factory Racing	 NZL.1987.21663	0:08:20.36	33	0:06:32.28	43	0:07:53.73	50	0:08:09.00	38	0:09:17.35	51		0:40:12.72	+0:02:35.70
42	43	VEZINA Mckay Giant Factory Off-Road Team	 CAN.1995.21632	0:08:24.30	43	0:06:30.70	41	0:07:40.55	22	0:08:15.57	50	0:09:27.97	66		0:40:19.09	+0:02:42.07
43	27	CARLSON Joshua Giant Factory Off-Road Team	 AUS.1986.21659	0:08:27.42	51	0:06:35.77	48	0:07:52.85	48	0:08:15.75	52	0:09:11.10	36		0:40:22.89	+0:02:45.87
44	67	BRON Kilian Intense Mavic Collective	 FRA.1991.21681	0:08:22.20	37	0:06:33.48	46	0:08:00.52	62	0:08:14.25	48	0:09:14.28	45		0:40:24.73	+0:02:47.71
45	42	PERSAK Vid Orbea Enduro Team	 SLO.1996.22810	0:08:28.27	53	0:06:28.51	35	0:07:58.27	58	0:08:15.68	51	0:09:14.55	46		0:40:25.28	+0:02:48.26














RESULTS OVERALL













Pos	Plate	Name Team	Nat EWS number	Stage 1	Pos	Stage 2	Pos	Stage 3	Pos	Stage 4	Pos	Stage 5Q	Pos	Penalties	Time	Gap
MEN																
46	84	FRANCARDO Tommaso	 ITA.1997.22813	0:08:30.05	59	0:06:39.32	56	0:07:52.17	46	0:08:10.50	43	0:09:13.82	42		0:40:25.86	+0:02:48.84
47	103	PONTAL Yannick	 FRA.1985.22511	0:08:24.48	44	0:06:50.28	79	0:07:48.52	40	0:08:08.90	36	0:09:13.82	42		0:40:26.00	+0:02:48.98
48	57	VENDEMMIA Mirco	 ITA.1998.21871	0:08:35.00	71	0:06:41.20	58	0:07:45.78	34	0:08:11.86	46	0:09:12.43	39		0:40:26.27	+0:02:49.25
49	68	RUDEAU Alex	 FRA.1996.25071	0:08:34.00	70	0:06:42.70	65	0:07:54.67	54	0:08:05.82	33	0:09:09.45	31		0:40:26.64	+0:02:49.62
50	56	BERTA Matteo	 ITA.1995.21891	0:08:27.86	52	0:06:41.70	60	0:08:11.52	77	0:08:08.93	37	0:09:09.03	30		0:40:39.04	+0:03:02.02
51	106	MONETTI Lucas	 FRA.1997.23618	0:08:28.31	54	0:06:39.30	55	0:07:54.27	52	0:08:11.50	45	0:09:32.18	72		0:40:45.56	+0:03:08.54
52	73	BARNES Joe	 GBR.1988.21748	0:08:16.19	26	0:06:47.17	72	0:07:49.10	41	0:08:24.32	60	0:09:38.25	84		0:40:55.03	+0:03:18.01
53	63	BAUD Elliott	 FRA.1998.22053	0:08:32.22	64	0:06:36.31	49	0:08:08.77	74	0:08:15.92	53	0:09:22.02	54		0:40:55.24	+0:03:18.22
54	93	SHUCKSMITH Samuel	 GBR.1990.23007	0:08:26.37	49	0:06:51.55	84	0:07:54.28	53	0:08:29.12	74	0:09:15.70	48		0:40:57.02	+0:03:20.00
55	41	GRANT Kelan Chain Reaction Cycles Mavic	 IRL.1993.21773	0:08:33.40	68	0:06:31.87	42	0:07:56.45	56	0:08:25.32	64	0:09:31.65	71		0:40:58.69	+0:03:21.67
56	39	GALY Theo	 FRA.1990.21691	0:09:47.57	121	0:06:13.10	12	0:07:44.41	31	0:07:51.57	8	0:09:22.64	58		0:40:59.29	+0:03:22.27
57	44	SELF Daniel	 NZL.1998.21834	0:08:28.96	57	0:06:48.89	75	0:07:48.35	39	0:08:19.97	57	0:09:35.98	80		0:41:02.15	+0:03:25.13















RESULTS OVERALL



Pos	Plate	Name Team	Nat EWS number	Stage 1	Pos	Stage 2	Pos	Stage 3	Pos	Stage 4	Pos	Stage 5Q	Pos	Penalties	Time	Gap
MEN																
58	52	TRABAC Elliot	 FRA.1996.21710	0:08:19.14	31	0:06:54.12	88	0:07:56.97	57	0:08:25.29	63	0:09:28.20	67		0:41:03.72	+0:03:26.70
59	102	BENOIT Clement E*13 URGE bp Enduro Team	 FRA.1991.21770	0:08:29.90	58	0:06:51.23	83	0:07:45.35	32	0:08:38.15	84	0:09:22.30	56		0:41:06.93	+0:03:29.91
60	89	CAVAYE Andrew	 AUS.1996.24678	0:08:32.75	65	0:06:45.78	69	0:08:02.73	65	0:08:33.07	79	0:09:13.34	40		0:41:07.67	+0:03:30.65
61	94	STONIG Matthias	 AUT.1989.21580	0:08:28.53	55	0:06:41.67	59	0:08:06.62	70	0:08:26.70	65	0:09:26.24	62		0:41:09.76	+0:03:32.74
62	97	WIDMER Mirco	 SUI.1990.22314	0:08:38.15	77	0:06:38.32	53	0:08:04.98	67	0:08:24.80	61	0:09:26.70	63		0:41:12.95	+0:03:35.93
63	110	BATISTA Levy	 FRA.1990.21430	0:08:31.29	62	0:06:56.28	90	0:07:55.48	55	0:08:27.70	70	0:09:25.75	61		0:41:16.50	+0:03:39.48
64	108	LARBEOU Guillaume	 FRA.1994.25575	0:08:38.48	78	0:06:38.12	52	0:08:07.07	72	0:08:28.77	72	0:09:24.40	59		0:41:16.84	+0:03:39.82
65	91	RAMOS BRETAS Andre Luiz	 BRA.1987.21622	0:08:26.54	50	0:06:41.79	61	0:08:09.76	76	0:08:27.63	69	0:09:33.57	73		0:41:19.29	+0:03:42.27
66	61	OSTROSKI Peter Rocky Mountain/Race Face Enduro Team	 USA.1989.21717	0:08:49.03	92	0:06:38.10	51	0:07:51.13	44	0:08:27.20	66	0:09:33.98	75		0:41:19.44	+0:03:42.42
67	100	SOUSSIGNE Julien	 BEL.1992.22812	0:08:47.41	91	0:06:39.32	56	0:08:02.18	64	0:08:21.15	59	0:09:30.25	68		0:41:20.31	+0:03:43.29
68	58	RONZON Erwin	 ITA.1997.21868	0:08:33.06	66	0:06:46.60	71	0:07:58.65	59	0:08:27.35	68	0:09:41.55	88		0:41:27.21	+0:03:50.19

RESULTS OVERALL

Pos	Plate	Name Team	Nat EWS number	Stage 1	Pos	Stage 2	Pos	Stage 3	Pos	Stage 4	Pos	Stage 5Q	Pos	Penalties	Time	Gap
MEN																
69	38	VERNER Rhys Kona Factory Team	 CAN.1997.22407	0:08:19.91	32	0:06:36.78	50	0:08:38.15	102	0:08:18.09	54	0:09:35.45	77		0:41:28.38	+0:03:51.36
70	45	NATION Joseph Pole Enduro Race Team	 NZL.1989.21670	0:08:22.80	39	0:06:54.47	89	0:07:51.75	45	0:08:53.12	94	0:09:31.20	70		0:41:33.34	+0:03:56.32
71	122	DRACH Torben	 GER.1998.22419	0:08:37.62	76	0:06:50.63	80	0:08:06.80	71	0:08:28.34	71	0:09:33.70	74		0:41:37.09	+0:04:00.07
72	116	OPPLIGER Timothee	 SUI.1992.21701	0:08:39.81	82	0:06:44.35	67	0:08:06.05	69	0:08:25.10	62	0:09:43.32	90		0:41:38.63	+0:04:01.61
73	88	RATHKAMP Spencer	 USA.1994.25258	0:08:38.58	79	0:06:42.10	63	0:08:04.29	66	0:08:35.37	82	0:09:39.00	85		0:41:39.34	+0:04:02.32
74	85	THEW Trevor	 CAN.1993.22191	0:08:44.09	88	0:06:49.31	76	0:08:11.67	78	0:08:31.95	77	0:09:22.50	57		0:41:39.52	+0:04:02.50
75	101	DANIELS Nicolas	 BEL.1994.22811	0:08:40.80	85	0:06:58.70	92	0:08:05.20	68	0:08:20.36	58	0:09:35.69	78		0:41:40.75	+0:04:03.73
76	92	GIBBS Guy	 GBR.1990.25396	0:08:44.85	89	0:06:43.50	66	0:08:14.23	80	0:08:32.63	78	0:09:27.52	65		0:41:42.73	+0:04:05.71
77	31	BURNS CONTRERAS Pedro Trek Factory Racing	 CHI.1997.21729	0:09:49.60	122	0:06:30.20	39	0:08:01.65	63	0:08:09.78	41	0:09:22.20	55		0:41:53.43	+0:04:16.41
78	59	LEYEN Max	 CAN.1997.22927	0:08:23.13	41	0:06:49.44	77	0:08:26.30	89	0:08:42.08	86	0:09:39.12	86		0:42:00.07	+0:04:23.05
79	127	LEHIKONEN Matti	 FIN.1984.27170	0:08:55.92	97	0:06:46.42	70	0:08:19.32	84	0:08:30.57	75	0:09:35.89	79		0:42:08.12	+0:04:31.10
80	79	MARFURT Silvan	 SUI.1988.22319	0:08:46.17	90	0:06:52.30	86	0:08:08.54	73	0:08:50.10	91	0:09:36.30	82		0:42:13.41	+0:04:36.39

RESULTS OVERALL












Pos	Plate	Name Team	Nat EWS number	Stage 1	Pos	Stage 2	Pos	Stage 3	Pos	Stage 4	Pos	Stage 5Q	Pos	Penalties	Time	Gap
MEN																
81	47	ABSALON Remy	 FRA.1984.21713	0:08:43.90	87	0:07:08.66	98	0:08:14.63	81	0:08:41.39	85	0:09:30.40	69		0:42:18.98	+0:04:41.96
82	112	GARCIA Tom	 FRA.1990.22226	0:08:58.80	100	0:06:52.35	87	0:08:21.93	86	0:08:31.15	76	0:09:35.42	76		0:42:19.65	+0:04:42.63
83	124	TUR COSTA Mateu	 ESP.1998.22567	0:08:51.42	94	0:06:45.25	68	0:08:19.40	85	0:09:11.50	104	0:09:27.31	64		0:42:34.88	+0:04:57.86
84	129	AUSTERMUHLE Ian	 GBR.1980.21590	0:08:59.32	101	0:07:05.44	96	0:08:18.81	83	0:08:34.93	80	0:09:47.95	94		0:42:46.45	+0:05:09.43
85	132	ROBERTS Philip	 GBR.1987.23433	0:08:57.78	99	0:06:59.97	94	0:08:32.40	96	0:08:49.30	90	0:09:36.00	81		0:42:55.45	+0:05:18.43
86	76	MOYNIHAN Liam	 GBR.1991.21835	0:08:39.71	81	0:06:51.07	81	0:08:00.04	60	0:08:35.70	83	0:10:51.92	112		0:42:58.44	+0:05:21.42
87	111	DAUMAS Theo E*13 URGE bp Enduro Team	 FRA.1996.21873	0:09:08.80	107	0:06:51.08	82	0:08:36.73	99	0:08:42.92	87	0:09:39.35	87		0:42:58.88	+0:05:21.86
88	80	LUPATO Denny	 ITA.1992.22852	0:08:50.45	93	0:07:07.80	97	0:08:31.38	94	0:08:50.10	91	0:10:00.73	101		0:43:20.46	+0:05:43.44
89	135	LETH Frederik	 DEN.1995.22993	0:09:03.25	104	0:07:13.46	101	0:08:25.40	88	0:09:07.70	102	0:09:36.52	83		0:43:26.33	+0:05:49.31
90	130	HOLOWKO Alex	 GBR.1990.21357	0:08:51.72	95	0:06:57.03	91	0:08:28.95	90	0:09:13.85	107	0:10:00.30	99		0:43:31.85	+0:05:54.83
91	140	MUELLER Igor	 SUI.1996.22665	0:08:52.62	96	0:06:47.82	73	0:10:00.58	116	0:08:28.83	73	0:09:25.27	60		0:43:35.12	+0:05:58.10
92	81	LUPATO Alex	 ITA.1989.22851	0:08:33.85	69	0:07:55.27	117	0:08:23.40	87	0:08:48.88	88	0:09:57.92	98		0:43:39.32	+0:06:02.30




TRAILLOVE - Alpine Mountain Bike Festival Zermatt












Zermatt, Switzerland
21 September 2019



RESULTS OVERALL

Pos	Plate	Name Team	Nat EWS number	Stage 1	Pos	Stage 2	Pos	Stage 3	Pos	Stage 4	Pos	Stage 5Q	Pos	Penalties	Time	Gap
MEN																
93	107	GARANGER Arnaud	 FRA.1996.23036	0:09:14.69	111	0:06:28.83	36	0:10:07.65	117	0:08:35.04	81	0:09:16.05	49		0:43:42.26	+0:06:05.24
94	137	RYAN Fergus	 GBR.1993.22458	0:09:01.95	103	0:07:03.90	95	0:08:42.81	104	0:09:05.12	98	0:09:50.63	95		0:43:44.41	+0:06:07.39
95	118	ANGIOLINI Sebastien	 SUI.1993.21614	0:09:15.46	112	0:07:17.88	107	0:08:30.37	92	0:08:57.05	95	0:09:53.50	96		0:43:54.26	+0:06:17.24
96	134	ZIETSMAN Martin	 RSA.1984.22399	0:09:12.87	110	0:07:15.57	104	0:08:29.49	91	0:09:16.72	109	0:09:44.13	91		0:43:58.78	+0:06:21.76
97	113	COLANGE Vincent	 FRA.1990.21932	0:08:59.80	102	0:07:12.56	100	0:08:32.05	95	0:09:07.55	101	0:10:08.81	104		0:44:00.77	+0:06:23.75
98	141	ZENONE Luca	 SUI.1987.22664	0:09:09.13	108	0:07:15.84	105	0:08:49.87	107	0:08:51.02	93	0:09:57.88	97		0:44:03.74	+0:06:26.72
99	126	DODINO Giacomo	 ITA.1994.22466	0:09:10.48	109	0:07:27.00	110	0:08:30.72	93	0:08:59.48	96	0:10:05.00	103		0:44:12.68	+0:06:35.66
100	105	ESCUDIER Thomas	 FRA.1991.21945	0:09:19.47	115	0:07:15.14	103	0:08:35.09	97	0:09:05.63	99	0:10:00.65	100		0:44:15.98	+0:06:38.96
101	119	DERKUM Christian	 GER.1991.23043	0:09:07.33	106	0:07:12.28	99	0:08:38.65	103	0:09:12.05	106	0:10:11.47	105		0:44:21.78	+0:06:44.76
102	125	CASAL VALLS Guillem	 AND.1995.22127	0:09:03.32	105	0:07:29.33	111	0:09:09.55	110	0:09:01.47	97	0:09:44.13	91		0:44:27.80	+0:06:50.78
103	117	VON WURSTENBERGER Alois	 SUI.1987.21694	0:08:56.93	98	0:08:19.77	119	0:08:36.34	98	0:09:12.03	105	0:10:00.80	102		0:45:05.87	+0:07:28.85



RESULTS OVERALL











Pos	Plate	Name Team	Nat EWS number	Stage 1	Pos Stage 2	Pos Stage 3	Pos Stage 4	Pos Stage 5Q	Pos Penalties	Time	Gap				
MEN															
104	51	TRABAC Theotim Commencal Vallnord Enduro Racing Team	 FRA.1998.21829	0:08:37.00	74	0:06:42.03	62	0:08:12.17	79	0:11:57.71	117	0:09:42.02	89	0:45:10.93	+0:07:33.91
105	133	PAYNE Richard	 GBR.1985.22650	0:09:26.30	118	0:07:37.81	113	0:08:36.80	100	0:09:16.10	108	0:10:19.32	107	0:45:16.33	+0:07:39.31
106	123	LOEFFLER Christian	 GER.1993.23169	0:09:18.00	113	0:07:16.58	106	0:09:32.73	113	0:09:07.08	100	0:10:15.17	106	0:45:29.56	+0:07:52.54
107	114	FRANCOGLIO Ulysse E*13 URGE bp Enduro Team	 FRA.1990.21874	0:09:26.49	119	0:07:35.75	112	0:08:36.98	101	0:09:23.03	111	0:10:32.84	111	0:45:35.09	+0:07:58.07
108	99	MARI MARI Mariano	 ESP.1997.22453	0:08:40.25	83	0:07:57.78	118	0:08:14.90	82	0:08:49.15	89	0:11:53.65	114	0:45:35.73	+0:07:58.71
109	142	MOESLE Niklaus	 SUI.1985.22800	0:09:18.35	114	0:07:24.05	109	0:08:57.62	109	0:09:34.37	114	0:10:23.34	108	0:45:37.73	+0:08:00.71
110	128	KOKKONEN Leo	 FIN.1980.24823	0:09:19.55	116	0:07:39.22	114	0:08:47.08	106	0:09:24.16	112	0:10:29.82	109	0:45:39.83	+0:08:02.81
111	115	BAHLER Jonas	 SUI.1987.21706	0:09:21.03	117	0:07:21.15	108	0:08:51.55	108	0:09:20.70	110	0:11:56.87	115	0:46:51.30	+0:09:14.28
112	138	KRISTENSEN Joel	 AUS.1998.21469	0:09:43.83	120	0:07:52.44	116	0:09:19.12	111	0:09:24.99	113	0:10:31.26	110	0:46:51.64	+0:09:14.62
113	144	BONDERER Fabian	 SUI.1997.24620	0:09:53.58	123	0:08:28.18	120	0:09:31.55	112	0:10:43.82	116	0:10:57.48	113	0:49:34.61	+0:11:57.59
114	145	LEBON Jonathan	 FRA.1993.24446	0:09:59.31	124	0:07:40.88	115	0:09:40.62	114	0:09:38.93	115	0:19:19.50	116	0:56:19.24	+0:18:42.22















RESULTS OVERALL


Pos	Plate	Name Team	Nat EWS number	Stage 1	Pos	Stage 2	Pos	Stage 3	Pos	Stage 4	Pos	Stage 5Q	Pos	Penalties	Time	Gap
MEN																
115	121	BARICH Leopold	GER.1998.22342	0:08:36.40	73	0:06:59.11	93	0:22:11.03	119	0:09:10.67	103	0:09:45.62	93		0:56:42.83	+0:19:05.81
DNF	35	WRIGHT Keegan Unior Devinci Factory Racing	NZL.1996.21734	0:08:26.07	48	0:22:58.92	124			0:08:00.69	23	0:09:06.21	22			
DNF	11	BORGES Jose Miranda Racing Team	POR.1990.21669	0:08:14.73	24	0:06:22.79	26	0:07:35.95	15	0:07:59.83	20					
DNF	75	SHIRLEY James	GBR.1989.22351	0:08:38.60	80	0:06:52.02	85	0:08:45.45	105							
DNF	136	HUTCHENS Chris	GBR.1989.22999	0:08:36.20	72	0:08:36.84	121	0:09:51.75	115							
DNF	95	PETER Stefan	SUI.1992.23004	0:08:22.75	38	0:06:42.12	64	0:14:37.51	118							
DNF	90	WILLIAMS Robert	GBR.1990.22515	0:08:31.53	63	0:06:49.75	78									
DNF	60	WOLFE Daniel	IRL.1988.22250	0:08:42.08	86	0:07:15.13	102									
DNF	72	READING Jack	GBR.1988.22548	0:08:33.21	67	0:08:46.19	122									
DNF	77	KANGAS Alexander	SWE.1990.22409	0:08:37.30	75	0:10:12.17	123									
DNF	13	WALLNER Robin Ibis Cycles Enduro Race Team	SWE.1988.21594	0:12:54.72	125											

RESULTS OVERALL

Pos	Plate	Name Team	Nat EWS number	Stage 1	Pos Stage 2	Pos Stage 3	Pos Stage 4	Pos Stage 5Q	Pos	Penalties	Time	Gap			
MEN															
DNF	78	PUTZENLECHNER Leonhard	 GER.1993.22199												
DNS	104	HEBERT Ambroise	 FRA.1993.21934												
DNS	96	BRATSCHI Tim	 SUI.1988.23005												
MEN Master 40+															
1	702	RAVANEL Cedric Commencal Vallnord Enduro Racing Team	 FRA.1978.21894	<u>0:08:19.15</u>	<u>1</u>	<u>0:06:50.95</u>	<u>1</u>	<u>0:07:55.70</u>	<u>1</u>	0:08:27.65	2	0:09:37.45	2	0:41:10.90	
2	701	AMOUR Karim Miranda Racing Team	 FRA.1975.21696	0:08:42.05	2	0:06:52.84	2	0:08:09.52	2	<u>0:08:24.00</u>	<u>1</u>	<u>0:09:27.87</u>	<u>1</u>	0:41:36.28	+0:00:25.38
3	704	GOLAY Florian	 SUI.1977.22429	0:08:43.85	3	0:07:08.04	4	0:08:10.78	3	0:08:44.90	3	0:09:37.50	3	0:42:25.07	+0:01:14.17
4	710	SEQUERA Lionel	 FRA.1978.25679	0:09:05.93	4	0:07:05.28	3	0:08:48.28	7	0:08:50.13	4	0:10:01.49	7	0:43:51.11	+0:02:40.21
5	706	BRODERICK Michael	 USA.1973.22376	0:09:12.02	7	0:07:11.15	5	0:08:34.56	5	0:09:08.20	7	0:10:00.95	6	0:44:06.88	+0:02:55.98
6	718	VAN DE HATERD Wilfred	 NED.1972.22311	0:09:09.25	6	0:07:23.75	6	0:08:25.18	4	0:09:12.27	9	0:10:00.15	5	0:44:10.60	+0:02:59.70
7	703	SANTIAGO Javier	 ARG.1979.22583	0:09:12.29	8	0:07:29.92	9	0:08:44.70	6	0:08:55.77	5	0:10:02.70	8	0:44:25.38	+0:03:14.48

RESULTS OVERALL

Pos	Plate	Name Team	Nat EWS number	Stage 1	Pos	Stage 2	Pos	Stage 3	Pos	Stage 4	Pos	Stage 5Q	Pos	Penalties	Time	Gap
MEN Master 40+																
8	705	PAGE Nigel Chain Reaction Cycles Mavic	 GBR.1972.23282	0:09:06.82	5	0:07:26.40	7	0:08:59.50	9	0:09:02.92	6	0:09:59.48	4		0:44:35.12	+0:03:24.22
9	716	CARREZ Cedric Intense Mavic Collective	 FRA.1978.23588	0:09:17.56	10	0:07:36.07	14	0:08:52.22	8	0:09:09.07	8	0:10:26.68	14		0:45:21.60	+0:04:10.70
10	709	BISHOP Daniel	 GBR.1970.22823	0:09:23.05	12	0:07:35.07	13	0:09:10.02	14	0:09:27.61	13	0:10:25.18	13		0:46:00.93	+0:04:50.03
11	714	ROTA Stefano Team Fulgur Bike & Co ASD	 ITA.1970.21998	0:09:33.75	15	0:07:38.30	16	0:09:12.73	17	0:09:21.99	12	0:10:16.65	10		0:46:03.42	+0:04:52.52
12	717	CHANTRY Renaud	 SUI.1973.24474	0:09:41.15	17	0:07:44.02	17	0:09:05.69	12	0:09:12.48	10	0:10:20.67	12		0:46:04.01	+0:04:53.11
13	713	JONES Sion	 GBR.1976.23430	0:09:48.75	18	0:07:27.68	8	0:09:09.22	13	0:09:21.10	11	0:10:17.42	11		0:46:04.17	+0:04:53.27
14	720	GREENWOOD Daniel	 GBR.1975.22552	0:09:17.19	9	0:07:30.85	12	0:09:11.00	15	0:09:35.25	16	0:10:36.08	16		0:46:10.37	+0:04:59.47
15	721	STEPHENSON Scott	 GBR.1971.24883	0:09:22.55	11	0:07:30.12	10	0:09:13.93	18	0:09:28.20	14	0:10:36.47	17		0:46:11.27	+0:05:00.37
16	707	G.T. CLYNE Michael	 GBR.1978.25027	0:09:25.28	13	0:07:30.14	11	0:09:11.40	16	0:09:35.50	17	0:10:35.93	15		0:46:18.25	+0:05:07.35
17	728	SCHJERVE Johan	 NOR.1971.22872	0:09:27.02	14	0:07:38.02	15	0:09:02.46	10	0:10:02.04	19	0:10:57.85	18		0:47:07.39	+0:05:56.49
18	724	SCOTT Darren	 GBR.1971.22334	0:09:52.60	19	0:09:22.28	26	0:09:04.53	11	0:09:29.44	15	0:10:15.93	9		0:48:04.78	+0:06:53.88
19	708	BRANSTON Cain	 AUS.1977.25248	0:09:40.51	16	0:07:56.48	19	0:09:19.03	19	0:10:18.49	22	0:11:02.07	19		0:48:16.58	+0:07:05.68




TRAILLOVE - Alpine Mountain Bike Festival Zermatt

Zermatt, Switzerland
21 September 2019



RESULTS OVERALL

Pos	Plate	Name Team	Nat EWS number	Stage 1	Pos	Stage 2	Pos	Stage 3	Pos	Stage 4	Pos	Stage 5Q	Pos	Penalties	Time	Gap
MEN Master 40+																
20	722	WARD Joe	 IRL.1971.22541	0:10:05.90	23	0:07:52.15	18	0:09:22.10	20	0:09:52.16	18	0:11:16.52	23		0:48:28.83	+0:07:17.93
21	727	SURBALLE Emiliano	 ARG.1978.24423	0:10:06.70	24	0:08:09.17	22	0:09:29.39	21	0:10:16.14	21	0:11:08.02	21		0:49:09.42	+0:07:58.52
22	719	BODAY Alex	 USA.1975.24957	0:09:59.30	20	0:08:21.07	23	0:09:40.80	23	0:10:08.05	20	0:11:09.20	22		0:49:18.42	+0:08:07.52
23	723	MCNEIL John	 GBR.1969.21394	0:10:05.54	22	0:08:06.81	21	0:09:34.60	22	0:10:37.28	24	0:11:21.27	24		0:49:45.50	+0:08:34.60
24	725	SADLER Andy	 GBR.1972.21595	0:10:01.83	21	0:07:59.53	20	0:10:23.47	25	0:10:27.73	23	0:11:04.00	20		0:49:56.56	+0:08:45.66
25	730	STROHMAYER Michael	 AUT.1968.23157	0:10:22.08	25	0:08:41.48	24	0:10:28.40	26	0:10:57.92	26	0:11:27.37	25		0:51:57.25	+0:10:46.35
26	726	HUGHES David	 GBR.1971.21814	0:10:42.93	26	0:08:52.15	25	0:10:18.18	24	0:10:49.38	25	0:11:33.84	26		0:52:16.48	+0:11:05.58
DNS	711	TRUMPORE Lee	 USA.1979.23765													
MEN Under 21																
1	401	VIDAL Antoine Commencal Vallnord Enduro Racing Team	 FRA.2001.25035	0:08:17.00	2	<u>0:06:15.25</u>	1	<u>0:07:37.59</u>	1	<u>0:07:59.42</u>	1	<u>0:09:01.50</u>	1		0:39:10.76	
2	409	WOOLLEY Kasper	 CAN.1999.21348	0:08:20.64	3	0:06:25.93	3	0:07:42.10	2	0:08:02.18	2	0:09:06.37	2		0:39:37.22	+0:00:26.46
3	402	STONE Brady	 NZL.2000.23119	<u>0:08:14.53</u>	1	0:06:25.02	2	0:08:05.07	9	0:08:02.75	3	0:09:09.88	3		0:39:57.25	+0:00:46.49












Timing and results by 

created on 21.09.2019 18:41:04













14/23





RESULTS OVERALL













Pos	Plate	Name Team	Nat EWS number	Stage 1	Pos	Stage 2	Pos	Stage 3	Pos	Stage 4	Pos	Stage 5Q	Pos	Penalties	Time	Gap
MEN Under 21																
4	405	CAMOIN Francesco Specialized Racing Team	 FRA.2001.23545	0:08:22.20	4	0:06:27.11	4	0:07:46.90	3	0:08:12.45	5	0:09:18.87	8		0:40:07.53	+0:00:56.77
5	406	LADEIRA Tiago Miranda Racing Team	 POR.2000.30395	0:08:36.91	11	0:06:29.58	6	0:07:54.93	5	0:08:09.63	4	0:09:11.08	4		0:40:22.13	+0:01:11.37
6	410	RICHARDSON John BBCL NZ Arapi Enduro Team	 NZL.1999.22929	0:08:26.63	7	0:06:32.25	8	0:07:49.13	4	0:08:16.17	8	0:09:21.38	9		0:40:25.56	+0:01:14.80
7	408	HEINIGER Nils	 NZL.1999.25218	0:08:32.38	9	0:06:29.02	5	0:08:01.62	7	0:08:13.70	7	0:09:15.80	5		0:40:32.52	+0:01:21.76
8	404	AGURTO GALLEGUILLOS Felipe Ignacio	 CHI.2000.22474	0:08:28.10	8	0:06:35.85	10	0:08:04.30	8	0:08:24.80	13	0:09:28.68	14		0:41:01.73	+0:01:50.97
9	415	SACCON Matteo	 ITA.2000.21866	0:08:35.21	10	0:06:41.40	11	0:08:09.29	11	0:08:22.37	10	0:09:27.38	13		0:41:15.65	+0:02:04.89
10	427	EDMONDSON Jamie	 GBR.2001.22932	0:08:38.81	13	0:06:46.68	13	0:08:13.25	15	0:08:22.27	9	0:09:17.30	7		0:41:18.31	+0:02:07.55
11	417	BIBOLLET Erwan	 FRA.2000.22616	0:08:40.00	15	0:06:59.50	20	0:08:06.47	10	0:08:13.61	6	0:09:26.07	12		0:41:25.65	+0:02:14.89
12	420	CAMBOS Albin	 FRA.1999.22849	0:08:42.42	16	0:06:52.70	15	0:08:10.10	12	0:08:24.33	11	0:09:22.57	11		0:41:32.12	+0:02:21.36
13	426	BYRNE Harry	 IRL.2001.23573	0:08:25.25	6	0:06:31.23	7	0:08:12.78	14	0:08:38.10	17	0:09:49.41	20		0:41:36.77	+0:02:26.01
14	411	JONSSON Sharjah	 RSA.1999.22749	0:08:38.34	12	0:07:06.70	23	0:08:14.98	17	0:08:24.45	12	0:09:22.07	10		0:41:46.54	+0:02:35.78



RESULTS OVERALL

Pos	Plate	Name Team	Nat EWS number	Stage 1	Pos	Stage 2	Pos	Stage 3	Pos	Stage 4	Pos	Stage 5Q	Pos	Penalties	Time	Gap
MEN Under 21																
15	419	MACARTHUR Glenn	 FRA.2000.22879	0:08:51.29	20	0:06:42.47	12	0:07:59.03	6	0:08:34.10	16	0:09:46.35	17		0:41:53.24	+0:02:42.48
16	432	LANI Martino	 ITA.2001.22164	0:09:24.05	32	0:06:35.20	9	0:08:15.75	18	0:08:33.40	15	0:09:16.90	6		0:42:05.30	+0:02:54.54
17	422	KUECHLER Robin	 SUI.2000.23149	0:08:47.50	19	0:07:07.90	25	0:08:13.25	15	0:08:46.18	19	0:09:44.07	16		0:42:38.90	+0:03:28.14
18	439	ALDRIDGE Charlie	 GBR.2001.25220	0:08:46.28	18	0:06:55.92	17	0:08:28.35	23	0:08:47.82	21	0:09:41.43	15		0:42:39.80	+0:03:29.04
19	412	BEAN Nicolas	 USA.1999.22730	0:09:03.38	24	0:06:57.95	19	0:08:25.85	21	0:08:31.54	14	0:09:48.90	19		0:42:47.62	+0:03:36.86
20	414	FRANCK Gilles	 BEL.2000.22291	0:08:42.57	17	0:07:15.35	30	0:08:18.89	20	0:08:55.20	24	0:09:48.29	18		0:43:00.30	+0:03:49.54
21	434	DEBOIS Jonas	 BEL.2001.24645	0:09:06.98	27	0:07:04.73	21	0:08:30.60	24	0:08:44.46	18	0:09:51.72	22		0:43:18.49	+0:04:07.73
22	428	LANDMARK Ola Javold	 NOR.1999.25289	0:09:08.78	28	0:07:12.53	27	0:08:12.34	13	0:08:58.52	25	0:09:55.07	23		0:43:27.24	+0:04:16.48
23	413	TOOKE Jacob	 CAN.1999.22078	0:09:00.21	23	0:07:14.10	29	0:08:39.36	26	0:08:51.19	22	0:10:02.00	28		0:43:46.86	+0:04:36.10
24	421	PESTAK Martin	 CZE.2000.22245	0:08:59.88	21	0:07:06.53	22	0:09:02.08	32	0:08:46.97	20	0:10:00.87	27		0:43:56.33	+0:04:45.57
25	424	ARMSTRONG Drew	 IRL.2001.22481	0:09:06.42	26	0:07:13.73	28	0:08:39.77	27	0:09:09.73	27	0:10:13.52	29		0:44:23.17	+0:05:12.41
26	430	ROLLASON Harvey	 GBR.2001.24438	0:09:15.27	29	0:07:18.15	31	0:08:46.18	28	0:09:14.27	29	0:09:59.35	26		0:44:33.22	+0:05:22.46













RESULTS OVERALL












Pos	Plate	Name Team	Nat EWS number	Stage 1	Pos	Stage 2	Pos	Stage 3	Pos	Stage 4	Pos	Stage 5Q	Pos	Penalties	Time	Gap
MEN Under 21																
27	433	LEMPERNESSE Thomas	 FRA.2002.24825	0:09:20.15	30	0:07:35.00	32	0:08:46.70	29	0:09:08.83	26	0:09:51.28	21		0:44:41.96	+0:05:31.20
28	423	SEYDOUX Liam	 SUI.2000.23170	0:09:20.90	31	0:07:09.07	26	0:08:57.08	30	0:09:24.07	30	0:09:55.92	24		0:44:47.04	+0:05:36.28
29	431	GROTTI Nicola	 ITA.2000.21925	0:09:03.45	25	0:07:07.50	24	0:09:00.71	31	0:09:34.68	31	0:10:14.78	30		0:45:01.12	+0:05:50.36
30	440	NOBLE Josh	 GBR.2001.25619	0:09:30.60	34	0:08:00.40	36	0:08:34.88	25	0:09:13.13	28	0:09:57.83	25		0:45:16.84	+0:06:06.08
31	425	CALLAGHAN Emmet	 IRL.2000.25892	0:09:29.04	33	0:07:37.03	33	0:09:09.70	33	0:09:53.05	34	0:10:15.83	31		0:46:24.65	+0:07:13.89
32	436	ROTA Matteo Team Fulgur Bike & Co ASD	 ITA.2000.22002	0:09:41.35	36	0:07:53.58	35	0:09:20.47	34	0:09:59.30	35	0:10:27.45	32		0:47:22.15	+0:08:11.39
33	441	PONTHUS Matthieu	 FRA.2000.23103	0:09:36.17	35	0:07:38.82	34	0:09:49.10	37	0:09:40.03	32	0:10:55.75	33		0:47:39.87	+0:08:29.11
34	435	AONDIO Matteo Team Fulgur Bike & Co ASD	 ITA.2000.21393	0:09:53.18	38	0:08:16.43	38	0:09:32.59	36	0:09:48.15	33	0:10:58.28	34		0:48:28.63	+0:09:17.87
35	418	SCELLIER Alexandre	 FRA.1999.22547	0:09:41.40	37	0:08:06.93	37	0:09:22.40	35	0:11:14.18	37	0:11:09.30	35		0:49:34.21	+0:10:23.45
36	437	GELMINI Ivan Team Fulgur Bike & Co ASD	 ITA.2000.26453	0:10:06.55	39	0:08:53.75	39	0:10:20.10	38	0:11:10.70	36	0:12:05.13	36		0:52:36.23	+0:13:25.47
DNF	429	SCHLEICHER Valentin	 GER.2002.26946	0:09:00.20	22	0:06:56.77	18	0:08:27.32	22	0:08:52.70	23					
DNF	407	BLAHA Vojtech	 CZE.1999.22684	0:08:39.54	14	0:06:52.86	16	0:08:16.68	19							













RESULTS OVERALL

Pos	Plate	Name Team	Nat EWS number	Stage 1	Pos Stage 2	Pos Stage 3	Pos Stage 4	Pos Stage 5Q	Pos Penalties	Time	Gap				
MEN Under 21															
DNF	403	SECONDI Nathan	 FRA.1999.22133	0:08:24.05	5	0:06:51.80	14								
WOMEN															
1	2	COURDURIER Isabeau Intense Mavic Collective	 FRA.1994.21731	<u>0:09:14.65</u>	1	<u>0:07:15.65</u>	1	<u>0:08:39.00</u>	1	<u>0:08:54.57</u>	1	0:09:52.70	2	0:43:56.57	
2	301	LANTHIER NADEAU Andreane Rocky Mountain/Race Face Enduro Team	 CAN.1993.21609	0:09:16.50	2	0:07:27.25	2	0:08:56.00	3	0:08:59.02	3	<u>0:09:49.15</u>	1	0:44:27.92	+0:00:31.35
3	307	RICHTER Raphaela	 GER.1997.25746	0:09:39.88	10	0:07:30.51	3	0:09:03.97	5	0:09:15.75	4	0:09:56.88	3	0:45:26.99	+0:01:30.42
4	7	THOMA Ines Canyon Factory Racing	 GER.1989.21750	0:09:18.70	3	0:07:37.72	6	0:08:48.85	2	0:09:22.56	5	0:10:26.05	6	0:45:33.88	+0:01:37.31
5	8	GEHRIG Anita Norco Twins Racing	 SUI.1987.21718	0:09:34.83	6	0:07:34.13	4	0:09:24.66	10	0:09:26.13	6	0:10:28.13	9	0:46:27.88	+0:02:31.31
6	304	MORRISON Rae BBCL NZ Arapi Enduro Team	 NZL.1989.21630	0:09:28.93	5	0:07:52.57	10	0:08:59.66	4	0:09:44.05	11	0:10:29.24	11	0:46:34.45	+0:02:37.88
7	302	CHARRE Morgane	 FRA.1990.21958	0:09:28.90	4	0:07:35.00	5	0:09:20.85	8	0:09:43.37	10	0:10:26.83	7	0:46:34.95	+0:02:38.38
8	3	WINTON Katy Trek Factory Racing	 GBR.1993.21730	0:09:44.41	12	0:07:50.35	8	0:09:06.37	6	0:09:35.05	9	0:10:24.55	5	0:46:40.73	+0:02:44.16
9	306	PUGIN Melanie	 FRA.1990.21693	0:09:38.43	8	0:07:53.73	11	0:09:16.17	7	0:09:27.11	7	0:10:29.30	12	0:46:44.74	+0:02:48.17


RESULTS OVERALL

Pos	Plate	Name Team	Nat EWS number	Stage 1	Pos	Stage 2	Pos	Stage 3	Pos	Stage 4	Pos	Stage 5Q	Pos	Penalties	Time	Gap
WOMEN																
10	6	COOK Becky Orbea Enduro Team	 GBR.1986.21664	0:09:55.32	15	0:07:40.58	7	0:09:36.08	15	0:09:31.65	8	0:10:28.64	10		0:47:12.27	+0:03:15.70
11	10	GEHRIG Carolin Norco Twins Racing	 SUI.1987.21665	0:09:36.30	7	0:07:53.87	12	0:09:21.42	9	0:10:01.85	15	0:10:48.73	14		0:47:42.17	+0:03:45.60
12	5	BARAONA Bex Ibis Cycles Enduro Race Team	 GBR.1993.21715	0:09:55.93	16	0:07:59.21	13	0:09:34.62	13	0:09:50.15	13	0:10:27.10	8		0:47:47.01	+0:03:50.44
13	303	MILLER Miranda Kona Factory Team	 CAN.1990.21687	0:09:46.13	13	0:08:05.15	14	0:09:30.61	11	0:09:55.47	14	0:10:37.95	13		0:47:55.31	+0:03:58.74
14	312	CHARLES Laura	 FRA.1995.23500	0:09:39.58	9	0:08:05.44	15	0:09:35.21	14	0:10:05.04	16	0:10:50.97	15		0:48:16.24	+0:04:19.67
15	316	ROSSIN Laura	 ITA.1991.22770	0:10:03.28	17	0:08:05.97	16	0:09:34.15	12	0:09:47.42	12	0:10:51.97	16		0:48:22.79	+0:04:26.22
16	314	TAYLOR Chloe	 GBR.1998.23462	0:09:48.20	14	0:07:50.60	9	0:09:52.03	17	0:10:24.63	20	0:11:04.25	19		0:48:59.71	+0:05:03.14
17	308	WIEDENROTH Sofia Cube Action Team	 GER.1995.24544	0:10:07.25	19	0:08:16.47	18	0:09:44.88	16	0:10:10.42	17	0:11:12.00	20		0:49:31.02	+0:05:34.45
18	311	JONNIER Morgane	 FRA.1990.22559	0:10:03.43	18	0:08:11.87	17	0:10:08.30	20	0:10:38.00	21	0:10:57.28	17		0:49:58.88	+0:06:02.31
19	310	DUVERT Julie Ibis Cycles Enduro Race Team	 FRA.1996.21719	0:10:27.09	22	0:08:27.90	20	0:09:58.10	19	0:10:12.60	18	0:11:01.95	18		0:50:07.64	+0:06:11.07
20	313	GILL Martha	 GBR.1997.22469	0:10:14.50	20	0:08:44.58	24	0:09:57.98	18	0:10:23.80	19	0:11:28.44	22		0:50:49.30	+0:06:52.73


RESULTS OVERALL



Pos	Plate	Name Team	Nat EWS number	Stage 1	Pos	Stage 2	Pos	Stage 3	Pos	Stage 4	Pos	Stage 5Q	Pos	Penalties	Time	Gap
WOMEN																
21	318	CHARLES Estelle	 FRA.1997.22205	0:10:20.02	21	0:08:34.23	22	0:10:13.27	23	0:10:47.98	22	0:11:21.32	21		0:51:16.82	+0:07:20.25
22	324	SULLIVAN Anna	 CAN.1986.24777	0:10:31.53	23	0:08:40.56	23	0:10:09.60	21	0:11:06.85	25	0:11:54.77	25		0:52:23.31	+0:08:26.74
23	321	GAMSJAEGER Sarah	 AUT.1994.23421	0:10:52.83	26	0:08:55.65	25	0:10:12.15	22	0:10:57.43	24	0:11:52.95	24		0:52:51.01	+0:08:54.44
24	323	NEWELL Melissa	 NZL.1979.21458	0:10:43.92	24	0:09:24.92	28	0:10:27.83	25	0:10:50.18	23	0:11:55.15	26		0:53:22.00	+0:09:25.43
25	4	KOREM Noga GT Factory Racing	 ISR.1991.21660	0:12:28.75	30	0:08:25.10	19	0:10:30.90	26	0:08:54.65	2	0:10:05.99	4	0:03:00.00	0:53:25.39	+0:09:28.82
26	322	DRENGUBAKOVA Andrea	 CZE.1990.22278	0:10:46.35	25	0:09:03.45	26	0:11:05.23	29	0:11:11.92	26	0:11:50.19	23		0:53:57.14	+0:10:00.57
27	319	PERILLAT Camille	 FRA.1991.22792	0:11:00.30	27	0:09:11.53	27	0:10:46.77	27	0:11:34.95	27	0:12:00.47	27		0:54:34.02	+0:10:37.45
28	320	SAVELLI Irene	 ITA.1992.22163	0:11:26.16	28	0:10:46.88	29	0:10:25.58	24	0:12:01.95	28	0:12:04.68	28		0:56:45.25	+0:12:48.68
DNF	305	CONOLLY Ella	 GBR.1998.21859	0:09:41.75	11	0:08:32.23	21	0:10:48.51	28							
DNF	309	GALLEAN Chloe Team Lapierre	 FRA.1994.21676	0:11:26.30	29	0:12:48.97	30									

WOMEN | Master 35+

1	602	WUNDERLIN Alba	 SUI.1984.23104	0:10:00.67	2	<u>0:08:06.52</u>	1	<u>0:09:33.79</u>	1	<u>0:09:50.88</u>	1	<u>0:10:55.97</u>	1		0:48:27.83	
---	-----	-----------------------	---	------------	---	-------------------	---	-------------------	---	-------------------	---	-------------------	---	--	-------------------	--

RESULTS OVERALL

Pos	Plate	Name Team	Nat EWS number	Stage 1	Pos	Stage 2	Pos	Stage 3	Pos	Stage 4	Pos	Stage 5Q	Pos	Penalties	Time	Gap
WOMEN Master 35+																
2	601	PAULIN Louise Margareta Ibis Cycles Enduro Race Team	 SWE.1978.21619	<u>0:10:00.25</u>	<u>1</u>	0:08:30.72	2	0:09:39.35	2	0:10:06.15	2	0:10:58.32	2		0:49:14.79	+0:00:46.96
3	604	MICHEL Daniela	 SUI.1981.21559	0:10:42.55	3	0:09:14.32	3	0:10:49.10	3	0:11:18.67	3	0:12:11.62	3		0:54:16.26	+0:05:48.43
4	603	MCCONNELOUG Mary	 USA.1971.22390	0:11:37.92	5	0:10:43.53	6	0:10:54.77	4	0:12:28.22	4	0:13:41.09	6		0:59:25.53	+0:10:57.70
5	607	REPkin BIRMAN Yulia	 ISR.1978.22006	0:12:30.70	6	0:10:25.60	4	0:11:40.70	6	0:13:18.82	5	0:13:13.42	5		1:01:09.24	+0:12:41.41
6	605	PROPST Amanda	 USA.1984.21892	0:11:27.88	4	0:13:06.52	7	0:11:32.77	5	0:13:23.95	6	0:13:57.72	7		1:03:28.84	+0:15:01.01
7	606	KANAYAN Heidi	 USA.1982.24737	0:13:17.05	7	0:10:37.47	5	0:12:22.87	7	0:14:07.17	7	0:13:08.32	4		1:03:32.88	+0:15:05.05
WOMEN Under 21																
1	504	HARDEN Harriet	 GBR.2001.22819	<u>0:09:36.65</u>	<u>1</u>	0:07:54.89	2	<u>0:09:12.96</u>	<u>1</u>	<u>0:09:50.67</u>	<u>1</u>	<u>0:11:00.21</u>	<u>1</u>		0:47:35.38	
2	505	HENDERSON Polly	 GBR.2001.22368	0:10:06.82	2	0:08:27.63	4	0:09:58.09	3	0:10:18.45	3	0:11:31.45	5		0:50:22.44	+0:02:47.06
3	501	SCHICK Lucy	 CAN.2000.23447	0:10:12.18	3	0:08:30.70	5	0:09:51.63	2	0:10:45.85	7	0:11:55.98	8		0:51:16.34	+0:03:40.96
4	502	MAUNSELL Leah	 IRL.1999.22382	0:10:28.34	5	0:08:24.12	3	0:10:27.07	4	0:10:35.15	6	0:11:24.75	3		0:51:19.43	+0:03:44.05
5	506	DOBNIG Yana Team Dorrong Enduro	 AUT.1999.22678	0:10:14.82	4	0:08:51.87	8	0:10:33.67	5	0:10:29.39	5	0:11:38.69	6		0:51:48.44	+0:04:13.06






TRAILLOVE - Alpine Mountain Bike Festival Zermatt


Zermatt, Switzerland
21 September 2019



ENDURO WORLD SERIES
ZERMATT

RESULTS OVERALL

Pos	Plate	Name Team	Nat EWS number	Stage 1	Pos	Stage 2	Pos	Stage 3	Pos	Stage 4	Pos	Stage 5Q	Pos	Penalties	Time	Gap
WOMEN Under 21																
6	508	NEWKIRK Anna	 USA.2001.25192	0:10:42.88	8	<u>0:07:48.98</u>	1	0:11:58.77	8	0:10:09.53	2	0:11:10.55	2		0:51:50.71	+0:04:15.33
7	503	NAUGHTON Isabella	 USA.2000.24733	0:10:39.83	6	0:08:45.99	6	0:10:35.27	6	0:10:29.23	4	0:11:25.83	4		0:51:56.15	+0:04:20.77
8	507	HUSSON Oceane	 FRA.2002.26851	0:10:41.92	7	0:08:46.80	7	0:10:39.27	7	0:11:15.50	8	0:11:41.22	7		0:53:04.71	+0:05:29.33



TRAILLOVE - Alpine Mountain Bike Festival Zermatt

Zermatt, Switzerland
21 September 2019

RESULTS OVERALL

Penalties details

Plate	Name	Penalty	Description	Location
4	KOREM Noga	00:03:00	Changed wheel	

Statistics

Entries / Nations	Finished	DNF	DSQ	DNS	Weather	Temperature	Distance	Elevation
239 / 27	220	16	0	3	Sunny	19 °C	54.4 km	+866 m / -2,875 m

DNF: did not finish · DNS: did not start · DSQ: disqualified

