































RESULTS OVERALL

Pos	Plate	Name Team	Nat EWS number	Stage 1Q Stage 6	Pos Pos	Stage 2	Pos Pos	Stage 3	Pos Pos	Stage 4	Pos Pos	Stage 5	Pos Pos	Penalties	Time	Gap
MEN																
1	4	MAES Martin GT Factory Racing	 BEL.1997.21636	0:06:19.36 0:02:22.82	1 4	0:03:40.59	1	0:04:08.40	1	0:04:07.33	2	0:03:43.70	6		0:24:22.20	
2	3	NICOLAI Florian Canyon Factory Enduro Team	 FRA.1993.21749	0:06:27.53 0:02:22.29	3 2	0:03:45.11	4	0:04:12.96	7	0:04:09.03	5	0:03:42.75	4		0:24:39.67	+0:00:17.47
3	41	FEARON Connor Kona Factory Team	 AUS.1994.24834	0:06:26.19 0:02:23.35	2 5	0:03:44.49	3	0:04:14.04	10	0:04:15.98	33	0:03:41.48	2		0:24:45.53	+0:00:23.33
4	12	GAUVIN Remi Rocky Mountain/Race Face Enduro Team	 CAN.1992.21624	0:06:29.05 0:02:22.74	6 3	0:03:52.30	26	0:04:14.02	9	0:04:07.47	3	0:03:42.10	3		0:24:47.68	+0:00:25.48
5	23	MIQUEL Kevin	 FRA.1991.21704	0:06:28.03 0:02:24.39	5 8	0:03:47.52	9	0:04:10.40	4	<u>0:04:07.00</u>	1	0:03:50.81	23		0:24:48.15	+0:00:25.95
6	21	WRIGHT Keegan Unior Devinci Factory Racing	 NZL.1996.21734	0:06:30.71 0:02:24.08	8 7	0:03:43.02	2	0:04:10.32	3	0:04:18.70	43	0:03:46.15	9		0:24:52.98	+0:00:30.78
7	15	MASTERS Edward Pivot Factory Racing	 NZL.1989.22590	0:06:38.02 0:02:25.33	21 9	0:03:45.81	6	0:04:13.27	8	0:04:09.10	6	0:03:47.46	12		0:24:58.99	+0:00:36.79
8	9	MELAMED Jesse Rocky Mountain/Race Face Enduro Team	 CAN.1992.21596	0:06:27.59 0:02:31.73	4 44	0:03:45.13	5	0:04:09.97	2	0:04:23.77	69	<u>0:03:41.23</u>	1		0:24:59.42	+0:00:37.22
9	1	HILL Sam Chain Reaction Cycles Mavic	 AUS.1985.21775	0:06:34.63 <u>0:02:22.27</u>	11 1	0:03:46.87	8	0:04:12.12	5	0:04:20.86	54	0:03:47.18	11		0:25:03.93	+0:00:41.73
10	22	LUCAS Cole BBCL NZ Arapi Enduro Team	 NZL.1998.23013	0:06:35.80 0:02:26.23	14 10	0:03:48.63	11	0:04:12.93	6	0:04:12.63	11	0:03:49.43	21		0:25:05.65	+0:00:43.45
11	13	WALLNER Robin Ibis Cycles Enduro Race Team	 SWE.1988.21594	0:06:35.79 0:02:27.09	13 20	0:03:52.92	30	0:04:14.31	11	0:04:13.83	21	0:03:43.01	5		0:25:06.95	+0:00:44.75
12	24	MASTERS Wyn GT Factory Racing	 NZL.1987.21663	0:06:38.79 0:02:28.95	24 33	0:03:46.76	7	0:04:15.44	14	0:04:11.26	8	0:03:49.01	20		0:25:10.21	+0:00:48.01
13	62	NATION Joseph Pole Enduro Race Team	 NZL.1989.21670	0:06:37.86 0:02:26.73	20 14	0:03:50.69	15	0:04:16.92	23	0:04:11.26	8	0:03:47.60	13		0:25:11.06	+0:00:48.86

RESULTS OVERALL

Pos	Plate	Name Team	Nat EWS number	Stage 1Q Stage 6	Pos Pos	Stage 2	Pos Pos	Stage 3	Pos Pos	Stage 4	Pos Pos	Stage 5	Pos Pos	Penalties	Time	Gap
MEN																
14	57	DAILLY Adrien Team Lapierre	 FRA.1996.21677	0:06:38.78 0:02:26.93	23 18	0:03:53.15	34	0:04:15.30	12	0:04:13.28	18	0:03:43.73	7		0:25:11.17	+0:00:48.97
15	14	JOHANSEN Zakarias Cube Action Team	 SWE.1992.21863	0:06:36.30 0:02:26.90	16 17	0:03:47.83	10	0:04:18.47	35	0:04:14.28	23	0:03:47.87	14		0:25:11.65	+0:00:49.45
16	16	CUNNINGHAM Ruaridh Trek Factory Racing	 GBR.1989.21679	0:06:34.64 0:02:23.79	12 6	0:03:52.57	28	0:04:18.75	38	0:04:12.65	12	0:03:49.46	22		0:25:11.86	+0:00:49.66
17	5	TORDO Dimitri Canyon Factory Enduro Team	 FRA.1993.21764	0:06:36.97 0:02:29.57	17 38	0:03:49.51	13	0:04:15.83	17	0:04:13.90	22	0:03:48.65	18		0:25:14.43	+0:00:52.23
18	18	BUCHANAN Lewis Ibis Cycles Enduro Race Team	 GBR.1993.21608	0:06:42.03 0:02:27.03	32 19	0:03:51.16	18	0:04:18.15	32	0:04:13.23	17	0:03:45.15	8		0:25:16.75	+0:00:54.55
19	11	BORGES Jose Miranda Racing Team	 POR.1990.21669	0:06:36.29 0:02:26.46	15 13	0:03:51.33	19	0:04:18.61	36	0:04:13.58	19	0:03:52.54	34		0:25:18.81	+0:00:56.61
20	30	CHAPUIS Maxime Specialized Racing Team	 SUI.1994.22784	0:06:39.09 0:02:28.07	25 28	0:03:52.85	29	0:04:15.34	13	0:04:08.21	4	0:03:57.26	49		0:25:20.82	+0:00:58.62
21	34	BURNS CONTRERAS Pedro Trek Factory Racing	 CHI.1997.21729	0:06:40.79 0:02:28.38	29 30	0:03:50.77	17	0:04:16.23	21	0:04:13.12	15	0:03:52.49	33		0:25:21.78	+0:00:59.58
22	6	CALLAGHAN Greg Cube Action Team	 IRL.1991.21827	0:06:47.88 0:02:27.12	47 21	0:03:49.38	12	0:04:16.48	22	0:04:12.75	13	0:03:48.38	16		0:25:21.99	+0:00:59.79
23	33	WILDHABER Gustav Cube Action Team	 SUI.1988.21848	0:06:40.62 0:02:26.74	28 15	0:03:53.07	32	0:04:17.42	26	0:04:11.97	10	0:03:52.23	32		0:25:22.05	+0:00:59.85
24	104	ATKINSON Rhys AUS.1988.27398	 AUS.1988.27398	0:06:29.34 0:02:31.77	7 46	0:03:53.00	31	0:04:15.61	16	0:04:12.91	14	0:04:00.56	52		0:25:23.19	+0:01:00.99
25	43	OSBORNE Marco USA.1992.21762	 USA.1992.21762	0:06:42.41 0:02:29.04	36 35	0:03:51.90	22	0:04:18.14	31	0:04:14.96	25	0:03:48.84	19		0:25:25.29	+0:01:03.09
26	8	SCOTT Mark Santa Cruz	 GBR.1993.21714	0:06:39.38 0:02:30.54	27 40	0:03:53.11	33	0:04:15.88	18	0:04:15.66	32	0:03:51.06	24		0:25:25.63	+0:01:03.43
27	109	EATON Tim AUS.1987.27126	 AUS.1987.27126	0:06:34.46 0:02:27.20	10 24	0:03:58.88	54	0:04:19.89	46	0:04:19.85	49	0:03:46.93	10		0:25:27.21	+0:01:05.01

RESULTS OVERALL

Pos	Plate	Name Team	Nat EWS number	Stage 1Q Stage 6	Pos Pos	Stage 2	Pos Pos	Stage 3	Pos Pos	Stage 4	Pos Pos	Stage 5	Pos Pos	Penalties	Time	Gap
MEN																
28	52	GRANT Kelan Chain Reaction Cycles Mavic	 IRL.1993.21773	0:06:39.15 0:02:26.88	26 16	0:03:55.27	41	0:04:16.00	19	0:04:18.50	41	0:03:51.66	28		0:25:27.46	+0:01:05.26
29	35	GALY Theo	 FRA.1990.21691	0:06:40.82 0:02:27.33	30 25	0:03:50.75	16	0:04:17.85	28	0:04:15.28	27	0:03:56.35	45		0:25:28.38	+0:01:06.18
30	28	STUTTARD Mathew	 GBR.1993.21661	0:06:37.07 0:02:27.15	18 22	0:03:54.32	38	0:04:18.66	37	0:04:24.21	70	0:03:51.26	25		0:25:32.67	+0:01:10.47
31	26	GARAY TAMAYO Iago Santa Cruz	 ESP.1991.21707	0:06:42.38 0:02:33.77	35 52	0:03:51.48	20	0:04:19.43	42	0:04:15.40	28	0:03:51.37	26		0:25:33.83	+0:01:11.63
32	29	CARLSON Joshua Giant Factory Off-Road Team	 AUS.1986.21659	0:06:47.15 0:02:26.45	45 12	0:03:49.96	14	0:04:22.78	55	0:04:15.65	31	0:03:51.98	30		0:25:33.97	+0:01:11.77
33	17	LAPEYRIE Thomas Orbea Enduro Team	 FRA.1990.21601	0:06:45.03 0:02:27.18	42 23	0:03:54.85	39	0:04:18.75	38	0:04:17.88	39	0:03:52.64	35		0:25:36.33	+0:01:14.13
34	32	KELLEY Cody	 USA.1994.21757	0:06:50.02 0:02:31.44	53 42	0:03:52.11	23	0:04:17.97	30	0:04:13.16	16	0:03:52.08	31		0:25:36.78	+0:01:14.58
35	42	JOHNSON Leigh Pole Enduro Race Team	 GBR.1996.22603	0:06:52.62 0:02:29.02	61 34	0:03:53.20	35	0:04:16.20	20	0:04:15.42	29	0:03:51.54	27		0:25:38.00	+0:01:15.80
36	36	NEER Shawn Yeti / Fox Shox Factory Team	 USA.1991.21712	0:06:38.25 0:02:27.43	22 26	0:04:01.94	61	0:04:19.41	41	0:04:17.46	38	0:03:53.78	37		0:25:38.27	+0:01:16.07
37	58	MCMILLAN David	 AUS.1994.24437	0:06:46.43 0:02:29.41	44 36	0:03:52.26	25	0:04:19.94	47	0:04:17.25	37	0:03:54.66	41		0:25:39.95	+0:01:17.75
38	45	PANOZZO Chris	 AUS.1987.21648	0:06:47.16 0:02:28.22	46 29	0:03:54.13	37	0:04:20.78	50	0:04:19.43	47	0:03:51.71	29		0:25:41.43	+0:01:19.23
39	31	SELF Daniel	 NZL.1998.21834	0:06:42.04 0:02:31.61	33 43	0:03:55.35	42	0:04:22.24	52	0:04:14.55	24	0:03:56.45	46		0:25:42.24	+0:01:20.04
40	55	GAILLOT Baptiste E*13 URGE bp Enduro Team	 FRA.1991.21771	0:06:43.71 0:02:27.99	40 27	0:03:57.82	49	0:04:18.37	34	0:04:20.66	53	0:03:54.14	39		0:25:42.69	+0:01:20.49
41	37	EISWALD Carson Yeti / Fox Shox Factory DEVO Race Team	 USA.1993.22253	0:06:44.12 0:02:30.59	41 41	0:03:57.39	48	0:04:19.67	43	0:04:16.44	34	0:03:54.54	40		0:25:42.75	+0:01:20.55















RESULTS OVERALL

Pos	Plate	Name Team	Nat EWS number	Stage 1Q Stage 6	Pos Pos	Stage 2	Pos Pos	Stage 3	Pos Pos	Stage 4	Pos Pos	Stage 5	Pos Pos	Penalties	Time	Gap
MEN																
42	48	VEZINA McKay Giant Factory Off-Road Team	 CAN.1995.21632	0:06:50.00 0:02:30.47	52 39	0:03:52.41	27	0:04:25.82	65	0:04:16.51	35	0:03:53.30	36		0:25:48.51	+0:01:26.31
43	47	TEXTOR Christian	 GER.1990.22845	0:06:46.22 0:02:34.08	43 56	0:03:58.82	53	0:04:19.04	40	0:04:16.96	36	0:03:53.93	38		0:25:49.05	+0:01:26.85
44	10	DENIAUD Youn Giant Factory Off-Road Team	 FRA.1996.22994	0:06:43.36 0:02:33.85	38 54	0:03:55.82	44	0:04:19.84	44	0:04:15.64	30	0:04:00.99	54		0:25:49.50	+0:01:27.30
45	44	TRABAC Theotim Commencal Vallnord Enduro Racing Team	 FRA.1998.21829	0:06:49.96 0:02:31.76	51 45	0:03:53.61	36	0:04:17.36	25	0:04:26.44	75	0:04:00.60	53		0:25:59.73	+0:01:37.53
46	65	LEYEN Max	 CAN.1997.22927	0:06:51.20 0:02:33.80	60 53	0:03:58.91	55	0:04:20.67	49	0:04:22.69	62	0:03:57.10	48		0:26:04.37	+0:01:42.17
47	53	CALLAGHAN Killian Specialized Racing Team	 IRL.1997.21769	0:07:00.32 0:02:33.70	77 51	0:03:58.67	52	0:04:17.19	24	0:04:18.51	42	0:03:56.65	47		0:26:05.04	+0:01:42.84
48	46	LUTHI Patrick	 SUI.1992.22607	0:06:57.07 0:02:34.37	70 57	0:03:56.93	46	0:04:22.25	53	0:04:20.38	51	0:03:55.67	43		0:26:06.67	+0:01:44.47
49	73	HALL James	 AUS.1984.22760	0:06:48.62 0:02:28.77	49 31	0:03:59.69	57	0:04:26.46	69	0:04:24.22	71	0:03:59.19	51		0:26:06.95	+0:01:44.75
50	40	VERNER Rhys Kona Factory Team	 CAN.1997.22407	0:06:53.86 0:02:35.64	62 60	0:03:55.68	43	0:04:22.20	51	0:04:19.58	48	0:04:02.08	56		0:26:09.04	+0:01:46.84
51	101	CANNAN Kaine	 AUS.1985.27702	0:06:50.42 0:02:32.18	56 49	0:03:57.91	50	0:04:28.58	71	0:04:19.14	45	0:04:02.49	58		0:26:10.72	+0:01:48.52
52	75	MUDD Graeme	 AUS.1993.24835	0:06:32.67 0:02:34.04	9 55	0:03:56.02	45	0:04:23.64	57	0:04:18.38	40	0:04:27.45	89		0:26:12.20	+0:01:50.00
53	64	FORBES Benjamin	 AUS.1994.22943	0:06:50.77 0:02:32.02	59 47	0:03:57.13	47	0:04:17.86	29	0:04:10.82	7	0:04:25.69	86		0:26:14.29	+0:01:52.09
54	72	GEANKOPLIS Evan	 USA.1991.25163	0:06:43.03 0:02:43.91	37 84	0:04:05.76	73	0:04:25.90	66	0:04:18.80	44	0:04:03.74	59		0:26:21.14	+0:01:58.94















RESULTS OVERALL

Pos	Plate	Name Team	Nat EWS number	Stage 1Q Stage 6	Pos Pos	Stage 2	Pos Pos	Stage 3	Pos Pos	Stage 4	Pos Pos	Stage 5	Pos Pos	Penalties	Time	Gap
MEN																
55	61	TORRALBA GARASA Gabriel Orbea Enduro Team	 ESP.1997.21633	0:06:56.61 0:02:41.36	69 79	0:04:00.86	59	0:04:23.92	58	0:04:20.42	52	0:03:58.51	50		0:26:21.68	+0:01:59.48
56	66	PROCHYRA Jordan	 AUS.1994.21674	0:07:03.54 0:02:32.16	81 48	0:03:58.66	51	0:04:26.31	68	0:04:26.47	76	0:03:55.72	44		0:26:22.86	+0:02:00.66
57	19	BARELLI Yoann	 FRA.1985.21889	0:06:37.63 0:02:26.35	19 11	0:04:51.86	97	0:04:20.30	48	0:04:20.98	56	0:03:48.21	15		0:26:25.33	+0:02:03.13
58	77	LEUTTON Ryan	 AUS.1981.24681	0:06:50.09 0:02:36.25	54 63	0:04:03.15	64	0:04:28.16	70	0:04:23.29	64	0:04:04.60	62		0:26:25.54	+0:02:03.34
59	51	SHAW Samuel BBCL NZ Arapi Enduro Team	 NZL.1992.22931	0:07:00.43 0:02:33.16	78 50	0:04:03.62	67	0:04:25.03	61	0:04:19.93	50	0:04:03.77	60		0:26:25.94	+0:02:03.74
60	86	KOEN Matthew	 USA.1998.22470	0:06:49.85 0:02:41.10	50 78	0:04:03.07	63	0:04:22.53	54	0:04:23.53	66	0:04:06.03	64		0:26:26.11	+0:02:03.91
61	81	MOIR Bruce	 AUS.1991.24395	0:06:50.64 0:02:37.73	57 66	0:04:02.78	62	0:04:25.50	64	0:04:25.27	73	0:04:05.68	63		0:26:27.60	+0:02:05.40
62	74	LOMBARDI Matt	 RSA.1997.25034	0:07:05.77 0:02:35.57	84 59	0:04:00.60	58	0:04:24.36	60	0:04:21.20	57	0:04:02.20	57		0:26:29.70	+0:02:07.50
63	39	HEAP Elliott Chain Reaction Cycles Mavic	 GBR.1998.21783	0:07:20.29 0:02:29.42	96 37	0:03:54.97	40	0:04:19.86	45	0:04:31.42	85	0:03:55.48	42		0:26:31.44	+0:02:09.24
64	70	WOLFE Daniel	 IRL.1988.22250	0:06:56.05 0:02:36.98	68 65	0:04:03.67	68	0:04:25.13	63	0:04:23.34	65	0:04:06.97	65		0:26:32.14	+0:02:09.94
65	88	CODNER Mitchell	 AUS.1992.24605	0:06:57.11 0:02:36.64	71 64	0:04:04.64	71	0:04:28.66	73	0:04:21.53	58	0:04:07.66	66		0:26:36.24	+0:02:14.04
66	93	FORRESTER Ruaidhri	 GBR.1997.25249	0:06:50.72 0:02:38.53	58 68	0:04:04.61	70	0:04:23.19	56	0:04:22.61	61	0:04:16.96	78		0:26:36.62	+0:02:14.42
67	85	POWELL Jordan	 AUS.1994.24691	0:06:54.73 0:02:43.45	67 83	0:04:03.47	66	0:04:25.92	67	0:04:23.70	68	0:04:09.32	71		0:26:40.59	+0:02:18.39
68	67	LEBERT Alexis	 FRA.1993.22060	0:06:59.50 0:02:35.64	75 60	0:04:03.70	69	0:04:31.32	75	0:04:23.04	63	0:04:08.09	67		0:26:41.29	+0:02:19.09

RESULTS OVERALL

Pos	Plate	Name Team	Nat EWS number	Stage 1Q Stage 6	Pos Pos	Stage 2	Pos Pos	Stage 3	Pos Pos	Stage 4	Pos Pos	Stage 5	Pos Pos	Penalties	Time	Gap
MEN																
69	69	HARVEY Loui	 NZL.1990.22338	0:06:53.93 0:02:52.26	63 96	0:04:07.46	76	0:04:24.17	59	0:04:20.89	55	0:04:08.69	69		0:26:47.40	+0:02:25.20
70	107	GRAHAM Scott	 AUS.1985.23248	0:06:53.93 0:02:39.72	63 72	0:04:11.23	79	0:04:32.51	77	0:04:27.72	81	0:04:08.16	68		0:26:53.27	+0:02:31.07
71	90	DAVE HABICHT	 AUS.1990.25349	0:07:02.54 0:02:39.10	80 70	0:04:08.95	78	0:04:40.79	91	0:04:26.82	77	0:04:04.56	61		0:27:02.76	+0:02:40.56
72	92	BOOTH Thomas	 AUS.1993.24670	0:06:59.52 0:02:38.47	76 67	0:04:08.69	77	0:04:34.68	83	0:04:32.52	89	0:04:09.08	70		0:27:02.96	+0:02:40.76
73	91	THEW Trevor	 CAN.1993.22191	0:06:50.24 0:02:44.82	55 86	0:04:11.35	80	0:04:32.23	76	0:04:31.51	86	0:04:15.57	77		0:27:05.72	+0:02:43.52
74	105	VOLK Keiran	 AUS.1991.27337	0:06:57.39 0:02:38.59	72 69	0:04:05.06	72	0:04:35.73	84	0:04:32.17	88	0:04:17.19	79		0:27:06.13	+0:02:43.93
75	84	HORNQVIST Adrian	 SWE.1987.23208	0:07:01.66 0:02:39.22	79 71	0:04:12.82	84	0:04:33.58	81	0:04:27.45	79	0:04:13.03	74		0:27:07.76	+0:02:45.56
76	87	BROWN Torsenn	 USA.1997.22183	0:06:54.72 0:02:40.36	66 74	0:04:11.78	82	0:04:37.60	88	0:04:29.36	82	0:04:14.85	75		0:27:08.67	+0:02:46.47
77	80	SAMPSON Tom	 USA.1989.22982	0:07:05.98 0:02:41.88	85 80	0:04:16.65	88	0:04:28.65	72	0:04:22.42	60	0:04:17.24	80		0:27:12.82	+0:02:50.62
78	76	MADSEN Reuben	 NZL.1998.24742	0:07:06.94 0:02:39.79	88 73	0:04:17.15	90	0:04:33.89	82	0:04:26.99	78	0:04:14.98	76		0:27:19.74	+0:02:57.54
79	103	MAGGS David	 AUS.1996.23408	0:07:05.99 0:02:40.64	86 75	0:04:13.54	85	0:04:33.19	79	0:04:29.79	83	0:04:17.51	81		0:27:20.66	+0:02:58.46
80	110	FARLEY Alistair	 AUS.1986.27338	0:07:10.96 0:02:44.63	91 85	0:04:11.49	81	0:04:31.13	74	0:04:23.61	67	0:04:27.43	88		0:27:29.25	+0:03:07.05
81	108	CAPENECAS Jason	 AUS.1989.27397	0:06:58.60 0:02:41.03	74 77	0:04:12.45	83	0:04:37.79	89	0:04:36.27	95	0:04:25.76	87		0:27:31.90	+0:03:09.70
82	94	HINDS Chris	 AUS.1998.25264	0:07:05.55 0:02:49.47	83 94	0:04:13.61	86	0:04:35.75	85	0:04:38.08	96	0:04:20.36	83		0:27:42.82	+0:03:20.62




RESULTS OVERALL

Pos	Plate	Name Team	Nat EWS number	Stage 1Q Stage 6	Pos Pos	Stage 2	Pos Pos	Stage 3	Pos Pos	Stage 4	Pos Pos	Stage 5	Pos Pos	Penalties	Time	Gap
MEN																
83	79	MAUD David	 AUS.1990.21371	0:07:43.29 0:02:48.48	99 90	0:04:06.35	75	0:04:32.88	78	0:04:22.10	59	0:04:12.93	72		0:27:46.03	+0:03:23.83
84	89	WILSON Daniel	 AUS.1994.25384	0:07:11.43 0:02:42.64	92 82	0:04:24.63	93	0:04:37.49	87	0:04:33.48	90	0:04:20.09	82		0:27:49.76	+0:03:27.56
85	98	SHERWILL Jeremy	 AUS.1987.25385	0:07:16.98 0:02:45.24	95 88	0:04:22.26	91	0:04:44.66	95	0:04:35.80	93	0:04:30.85	91		0:28:15.79	+0:03:53.59
86	27	WALKER Matthew Pivot Factory Racing	 NZL.1990.21846	0:06:43.49 0:05:39.93	39 97	0:03:52.22	24	0:04:15.44	14	0:04:13.66	20	0:03:48.39	17		0:28:33.13	+0:04:10.93
87	106	MCLARTY Angus	 AUS.1987.27395	0:07:08.21 0:02:47.07	89 89	0:04:38.27	96	0:04:43.28	94	0:04:34.27	91	0:04:42.12	94		0:28:33.22	+0:04:11.02
88	56	BOOKER Dan	 AUS.1997.25378	0:06:42.25 0:02:28.92	34 32	0:03:51.55	21	0:04:17.53	27	0:04:15.01	26	0:04:29.12	90	0:05:00.00	0:31:04.38	+0:06:42.18
89	68	FRESQUET Axel	 FRA.1998.23081	0:06:58.37 0:02:49.36	73 91	0:04:03.19	65	0:04:41.98	92	0:04:26.36	74	0:04:12.93	72	0:05:00.00	0:32:12.19	+0:07:49.99
90	100	MCKILLOP Lachlan	 AUS.1990.24827	0:07:05.04 0:02:42.39	82 81	0:04:17.11	89	0:04:36.25	86	0:04:30.20	84	0:04:25.55	85	0:05:00.00	0:32:36.54	+0:08:14.34
91	82	BROWNLIE Samuel	 AUS.1992.25324	0:07:14.08 0:02:35.98	94 62	0:04:06.31	74	0:04:33.23	80	0:04:27.51	80	0:04:48.49	96	0:05:00.00	0:32:45.60	+0:08:23.40
92	95	III AMIGO Gabriel	 PHI.1991.25368	0:07:09.46 0:02:49.45	90 93	0:04:22.40	92	0:04:38.38	90	0:04:35.49	92	0:04:46.64	95	0:05:00.00	0:33:21.82	+0:08:59.62
93	99	HANSON David	 AUS.1984.24688	0:07:24.81 0:02:45.17	98 87	0:04:37.63	95	0:04:54.45	96	0:04:36.05	94	0:04:39.68	92	0:05:00.00	0:33:57.79	+0:09:35.59
94	96	ANDERSON Tom	 AUS.1992.24704	0:07:20.81 0:02:49.43	97 92	0:04:28.05	94	0:04:42.40	93	0:04:31.89	87	0:05:06.02	97	0:05:00.00	0:33:58.60	+0:09:36.40
95	102	TREEBY Scott	 AUS.1998.22699	0:07:13.93 0:02:49.95	93 95	0:07:10.78	98	0:05:23.61	98	0:05:30.99	99	0:04:41.90	93	0:05:00.00	0:37:51.16	+0:13:28.96
96	50	PESENTI Marcello	 ITA.1994.21853	0:21:34.24 0:02:35.16	100 58	0:03:58.94	56	0:04:18.16	33	0:04:19.21	46	0:04:01.08	55		0:40:46.79	+0:16:24.59




RESULTS OVERALL

Pos	Plate	Name Team	Nat EWS number	Stage 1Q Stage 6	Pos Pos	Stage 2	Pos Pos	Stage 3	Pos Pos	Stage 4	Pos Pos	Stage 5	Pos Pos	Penalties	Time	Gap
MEN																
97	78	ROBERTS Phil	 GBR.1987.23433	0:07:06.04 0:02:40.75	87 76	0:13:36.31	99	0:05:24.81	99	0:05:16.96	98	0:04:20.70	84	0:05:00.00	0:43:25.57	+0:19:03.37
DNF	60	WILLIAMS Robert	 GBR.1990.22515	0:06:48.44	48	0:04:01.04	60	0:04:25.11	62	0:04:24.77	72	0:07:48.19	98			
DNF	83	RYAN Cameron	 AUS.1995.23609	0:06:53.97	65	0:04:16.42	87	0:04:56.13	97	0:05:05.32	97					
DNF	38	CURE Alexandre Miranda Racing Team	 FRA.1993.21675	0:06:41.63	31	0:52:44.95	100									
DNF	97	RIDGE Callan	 AUS.1989.25327											0:05:00.00		
DNF	63	KANGAS Alexander	 SWE.1990.22409													
DNS	49	DAVIS Jubal Yeti / Fox Shox Factory DEVO Race Team	 USA.1990.21737													
DNS	71	CAVAYE Andrew	 AUS.1996.24678													
DNS	59	SANTOS Dillon	 USA.1996.21613													
MEN Master 40+																
1	709	SEQUERA Lionel	 FRA.1978.25679	0:06:50.99 <u>0:02:38.26</u>	2 1	<u>0:04:04.95</u>	1	<u>0:04:28.35</u>	1	<u>0:04:22.22</u>	1	0:04:31.71	8		0:26:56.48	
2	701	AMOUR Karim Miranda Racing Team	 FRA.1975.21696	<u>0:06:50.20</u> 0:02:39.91	1 3	0:04:06.38	2	0:04:39.00	5	0:04:29.77	2	<u>0:04:12.15</u>	1		0:26:57.41	+0:00:00.93
3	704	BEESTON Jeffrey	 AUS.1978.22922	0:06:59.81 0:02:44.41	3 5	0:04:20.69	7	0:04:34.22	3	0:04:34.73	6	0:04:16.33	2		0:27:30.19	+0:00:33.71
4	705	PAGE Nigel Chain Reaction Cycles Mavic	 GBR.1972.23282	0:07:07.19 0:02:38.64	9 2	0:04:21.04	8	0:04:45.20	9	0:04:32.97	4	0:04:28.13	7		0:27:53.17	+0:00:56.69

RESULTS OVERALL

Pos	Plate	Name Team	Nat EWS number	Stage 1Q Stage 6	Pos Pos	Stage 2	Pos Pos	Stage 3	Pos Pos	Stage 4	Pos Pos	Stage 5	Pos Pos	Penalties	Time	Gap
MEN Master 40+																
5	713	BRANSTON Cain	 AUS.1977.25248	0:07:05.83 0:02:44.08	6 4	0:04:39.08	17	0:04:41.08	7	0:04:38.59	11	0:04:22.74	4		0:28:11.40	+0:01:14.92
6	708	FLOOD Adrian	 AUS.1975.25386	0:07:06.40 0:02:46.14	8 7	0:04:19.53	5	0:04:49.21	14	0:04:42.36	17	0:04:27.90	6		0:28:11.54	+0:01:15.06
7	703	SANTIAGO Javier	 ARG.1979.22583	0:07:17.51 0:02:50.40	11 10	0:04:28.71	12	0:04:48.03	13	0:04:35.83	7	0:04:31.92	9		0:28:32.40	+0:01:35.92
8	717	POLNAU Jason	 CAN.1976.23540	0:07:12.84 0:02:48.07	10 9	0:04:22.84	9	0:04:53.29	16	0:04:41.22	14	0:04:55.98	13		0:28:54.24	+0:01:57.76
9	707	CIZINSKY Milan	 CZE.1974.22018	0:07:29.81 0:02:52.10	13 11	0:04:32.63	14	0:04:55.56	18	0:04:41.41	15	0:04:38.78	10		0:29:10.29	+0:02:13.81
10	712	CLYNE Michael	 GBR.1978.25027	0:07:32.76 0:02:56.99	15 13	0:04:34.39	15	0:04:46.66	12	0:04:42.26	16	0:04:46.47	11		0:29:19.53	+0:02:23.05
11	720	RONNING Michael	 AUS.1975.29365	0:07:29.97 0:02:57.68	14 14	0:04:35.07	16	0:04:45.29	10	0:04:40.21	13	0:04:53.54	12		0:29:21.76	+0:02:25.28
12	702	BRODERICK Michael	 USA.1973.22376	0:07:05.56 0:04:33.47	5 18	0:04:19.43	4	0:04:32.77	2	0:04:36.31	8	0:04:20.11	3		0:29:27.65	+0:02:31.17
13	714	WELLMAN Garry	 AUS.1978.24703	0:07:20.58 0:02:53.86	12 12	0:04:29.59	13	0:04:52.50	15	0:04:37.66	10	0:05:17.28	15		0:29:31.47	+0:02:34.99
14	715	MURRAY Duncan	 AUS.1974.25287	0:07:37.75 0:03:00.46	16 15	0:04:27.81	11	0:04:45.64	11	0:04:39.06	12	0:05:26.97	16		0:29:57.69	+0:03:01.21
15	716	HYDE Damien	 AUS.1978.24517	0:07:44.00 0:03:08.13	17 16	0:04:44.12	18	0:04:55.26	17	0:04:43.59	18	0:05:12.30	14		0:30:27.40	+0:03:30.92
16	710	TARIS Mathieu	 FRA.1978.25164	0:07:05.20 0:02:46.12	4 6	0:04:17.53	3	0:04:40.30	6	0:04:31.96	3	0:04:25.97	5	0:05:00.00	0:32:47.08	+0:05:50.60
17	718	HUGHES David	 IRL.1971.21814	0:11:01.84 0:03:12.21	18 17	0:08:52.48	19	0:05:16.76	19	0:05:10.95	19	0:05:54.77	17		0:39:29.01	+0:12:32.53
DNF	706	STAFFORD Devin	 AUS.1975.22387	0:02:47.73	8	0:04:19.61	6	0:04:37.95	4	0:04:33.44	5	0:09:02.23	18			

RESULTS OVERALL

Pos	Plate	Name Team	Nat EWS number	Stage 1Q Stage 6	Pos Pos	Stage 2	Pos Pos	Stage 3	Pos Pos	Stage 4	Pos Pos	Stage 5	Pos Pos	Penalties	Time	Gap
MEN Master 40+																
DNF	711	FELIX Craig	 AUS.1975.25283	0:07:06.21	7	0:04:23.27	10	0:04:41.82	8	0:04:37.18	9					
MEN Under 21																
1	402	VIDAL Antoine Commencal Vallnord Enduro Racing Team	 FRA.2001.25035	<u>0:06:32.67</u> <u>0:02:28.85</u>	<u>1</u> 1	<u>0:03:55.53</u>	<u>1</u>	0:04:21.61	3	<u>0:04:15.10</u>	<u>1</u>	<u>0:03:50.51</u>	<u>1</u>		0:25:24.27	
2	405	KYME Roly	 AUS.2000.24650	0:06:33.77 0:02:31.69	4 4	0:04:01.84	7	<u>0:04:18.10</u>	<u>1</u>	0:04:15.40	2	0:03:59.36	5		0:25:40.16	+0:00:15.89
3	407	WOOLLEY Kasper	 CAN.1999.21348	0:06:38.08 0:02:31.79	6 6	0:03:56.54	2	0:04:22.12	6	0:04:21.22	6	0:03:52.89	2		0:25:42.64	+0:00:18.37
4	401	STONE Brady	 NZL.2000.23119	0:06:33.30 0:02:31.43	2 2	0:03:58.29	4	0:04:20.09	2	0:04:29.11	18	0:04:00.04	6		0:25:52.26	+0:00:27.99
5	409	NASON Duncan Yeti / Fox Shox Factory Team	 USA.1999.21709	0:06:37.97 0:02:38.15	5 14	0:03:58.15	3	0:04:22.00	5	0:04:21.92	8	0:04:00.15	7		0:25:58.34	+0:00:34.07
6	403	SECONDI Nathan	 FRA.1999.22133	0:06:49.76 0:02:33.72	14 9	0:04:00.34	5	0:04:22.94	8	0:04:22.55	9	0:04:01.03	8		0:26:10.34	+0:00:46.07
7	423	KING Riley	 AUS.2001.23512	0:06:43.12 0:02:31.83	10 7	0:04:08.51	14	0:04:25.51	9	0:04:23.68	13	0:03:57.95	4		0:26:10.60	+0:00:46.33
8	419	SZAYNA Erik	 USA.1999.21615	0:06:38.93 0:02:32.41	7 8	0:04:06.38	12	0:04:22.49	7	0:04:22.86	10	0:04:07.63	12		0:26:10.70	+0:00:46.43
9	416	WALSH Sam	 AUS.2000.24527	0:06:54.50 0:02:34.47	17 10	0:04:02.14	8	0:04:28.09	14	0:04:20.88	5	0:03:54.13	3		0:26:14.21	+0:00:49.94
10	415	SHARMAN Fletcher	 NZL.1999.23132	0:06:40.61 0:02:36.78	8 12	0:04:04.02	10	0:04:25.61	10	0:04:19.30	4	0:04:14.26	18		0:26:20.58	+0:00:56.31
11	417	HEWISH Jack	 AUS.2001.24480	0:06:45.39 0:02:39.28	11 16	0:04:03.51	9	0:04:28.97	15	0:04:23.47	12	0:04:10.96	15		0:26:31.58	+0:01:07.31
12	411	BERRY Matt	 NZL.2000.23138	0:06:48.85 0:02:39.62	13 18	0:04:10.33	16	0:04:21.79	4	0:04:23.73	14	0:04:08.32	13		0:26:32.64	+0:01:08.37

RESULTS OVERALL

Pos	Plate	Name Team	Nat EWS number	Stage 1Q Stage 6	Pos Pos	Stage 2	Pos Pos	Stage 3	Pos Pos	Stage 4	Pos Pos	Stage 5	Pos Pos	Penalties	Time	Gap
MEN Under 21																
13	404	BLAHA Vojtech	 CZE.1999.22684	0:06:50.08 0:02:37.85	15 13	0:04:04.80	11	0:04:25.70	11	0:04:24.49	15	0:04:10.58	14		0:26:33.50	+0:01:09.23
14	406	AGURTO Felipe	 CHI.2000.22474	0:06:42.19 0:02:36.03	9 11	0:04:16.13	18	0:04:32.60	18	0:04:25.68	16	0:04:07.15	11		0:26:39.78	+0:01:15.51
15	414	WILSON Tom	 GBR.2000.22553	0:06:47.26 0:02:40.23	12 19	0:04:06.81	13	0:04:31.40	17	0:04:21.51	7	0:04:13.72	17		0:26:40.93	+0:01:16.66
16	418	JONSSON Sharjah	 RSA.1999.22749	0:06:50.59 0:02:39.21	16 15	0:04:12.41	17	0:04:26.14	12	0:04:27.19	17	0:04:13.19	16		0:26:48.73	+0:01:24.46
17	424	LUKE MEIER-SMITH	 AUS.2002.25147	0:06:33.43 0:02:31.49	3 3	0:05:11.45	23	0:04:28.07	13	0:04:23.45	11	0:04:02.43	10		0:27:10.32	+0:01:46.05
18	413	TOOKE Jacob	 CAN.1999.22078	0:06:59.42 0:02:39.39	19 17	0:04:09.32	15	0:04:34.69	21	0:04:30.05	19	0:04:29.61	22		0:27:22.48	+0:01:58.21
19	420	GREENWOOD Toby	 AUS.2002.25394	0:06:57.68 0:02:40.56	18 20	0:04:16.64	19	0:04:41.11	22	0:04:34.88	22	0:04:22.39	20		0:27:33.26	+0:02:08.99
20	412	BEAN Nicolas	 USA.1999.22730	0:07:01.86 0:02:44.43	20 21	0:04:32.70	22	0:04:34.60	20	0:04:32.51	21	0:04:19.38	19		0:27:45.48	+0:02:21.21
21	422	STEPHENS Matthew	 AUS.1999.22396	0:07:12.77 0:02:44.44	22 22	0:04:21.59	20	0:04:34.40	19	0:04:31.96	20	0:04:28.07	21		0:27:53.23	+0:02:28.96
22	421	EKSTROM Jacob	 SWE.2000.23581	0:07:10.29 0:02:53.63	21 23	0:04:21.59	20	0:04:41.41	23	0:04:37.01	23	0:04:31.25	23		0:28:15.18	+0:02:50.91
23	408	MCILROY Benjamin	 AUS.1999.22759	0:15:59.27 0:02:31.70	23 5	0:04:01.80	6	0:04:30.53	16	0:04:19.08	3	0:04:01.63	9		0:35:24.01	+0:09:59.74
WOMEN																
1	2	COURDURIER Isabeau Intense Mavic Collective	 FRA.1994.21731	<u>0:07:16.54</u> 0:02:47.01	<u>1</u> 2	0:04:21.34	2	<u>0:04:38.82</u>	<u>1</u>	0:04:35.57	2	<u>0:04:16.38</u>	<u>1</u>		0:27:55.66	
2	310	KINTNER Jill	 USA.1981.22648	0:07:24.80 <u>0:02:44.30</u>	5 <u>1</u>	<u>0:04:18.26</u>	<u>1</u>	0:04:44.92	6	0:04:37.73	3	0:04:27.85	3		0:28:17.86	+0:00:22.20

RESULTS OVERALL

Pos	Plate	Name Team	Nat EWS number	Stage 1Q Stage 6	Pos Pos	Stage 2	Pos Pos	Stage 3	Pos Pos	Stage 4	Pos Pos	Stage 5	Pos Pos	Penalties	Time	Gap
WOMEN																
3	311	FRY Rowena	 AUS.1982.25028	0:07:23.76 0:02:49.79	3 3	0:04:25.33	5	0:04:44.30	4	<u>0:04:34.08</u>	1	0:04:32.95	4		0:28:30.21	+0:00:34.55
4	4	KOREM Noga GT Factory Racing	 ISR.1991.21660	0:07:34.56 0:02:51.11	12 4	0:04:24.76	4	0:04:45.62	7	0:04:42.36	8	0:04:26.85	2		0:28:45.26	+0:00:49.60
5	302	LANTHIER NADEAU Andreane Rocky Mountain/Race Face Enduro Team	 CAN.1993.21609	0:07:24.70 0:02:58.96	4 12	0:04:28.11	9	0:04:43.83	3	0:04:39.54	4	0:04:35.38	5		0:28:50.52	+0:00:54.86
6	5	BARAONA Bex Ibis Cycles Enduro Race Team	 GBR.1993.21715	0:07:33.29 0:02:52.66	10 7	0:04:25.46	6	0:04:44.55	5	0:04:40.52	5	0:04:35.70	6		0:28:52.18	+0:00:56.52
7	301	CHARRE Morgane	 FRA.1990.21958	0:07:20.65 0:02:51.85	2 6	0:04:23.04	3	0:04:43.29	2	0:05:08.51	24	0:04:38.14	7		0:29:05.48	+0:01:09.82
8	6	COOK Becky Orbea Enduro Team	 GBR.1986.21664	0:07:31.96 0:02:53.72	8 8	0:04:33.73	12	0:04:48.67	8	0:04:43.79	9	0:04:38.64	8		0:29:10.51	+0:01:14.85
9	303	MORRISON Rae BBCL NZ Arapi Enduro Team	 NZL.1989.21630	0:07:33.66 0:02:56.79	11 10	0:04:38.54	15	0:04:49.08	9	0:04:40.92	6	0:04:38.96	9		0:29:17.95	+0:01:22.29
10	304	MILLER Miranda Kona Factory Team	 CAN.1990.21687	0:07:35.99 0:02:51.66	13 5	0:04:27.22	8	0:04:52.32	11	0:04:48.40	14	0:04:42.80	11		0:29:18.39	+0:01:22.73
11	306	CONOLLY Ella	 GBR.1998.21859	0:07:36.40 0:02:57.33	14 11	0:04:26.68	7	0:04:54.03	12	0:04:46.16	12	0:04:43.69	12		0:29:24.29	+0:01:28.63
12	7	THOMA Ines Canyon Factory Enduro Team	 GER.1989.21750	0:07:32.04 0:03:01.53	9 15	0:04:38.36	14	0:04:55.13	14	0:04:45.95	11	0:04:42.00	10		0:29:35.01	+0:01:39.35
13	8	GEHRIG Anita Norco Twins Racing	 SUI.1987.21718	0:07:44.25 0:03:01.32	16 14	0:04:38.00	13	0:04:51.40	10	0:04:42.27	7	0:04:44.72	13		0:29:41.96	+0:01:46.30
14	307	JONNIER Morgane	 FRA.1990.22559	0:07:30.43 0:02:55.49	7 9	0:04:40.09	16	0:04:54.08	13	0:04:47.83	13	0:05:00.26	16		0:29:48.18	+0:01:52.52
15	312	PICTON Leonie	 AUS.1986.22420	0:07:27.74 0:03:03.89	6 18	0:04:42.08	18	0:05:00.97	17	0:04:52.62	17	0:04:54.83	14		0:30:02.13	+0:02:06.47

RESULTS OVERALL





Pos	Plate	Name Team	Nat EWS number	Stage 1Q Stage 6	Pos Pos	Stage 2	Pos Pos	Stage 3	Pos Pos	Stage 4	Pos Pos	Stage 5	Pos Pos	Penalties	Time	Gap
WOMEN																
16	10	GEHRIG Carolin Norco Twins Racing	 SUI.1987.21665	0:07:49.39 0:03:00.68	19 13	0:04:32.87	11	0:04:56.29	16	0:04:50.00	15	0:04:55.48	15		0:30:04.71	+0:02:09.05
17	319	PARKES Emily	 AUS.1995.25281	0:07:48.37 0:03:01.89	18 16	0:04:42.40	19	0:05:04.41	21	0:04:51.26	16	0:05:02.05	17		0:30:30.38	+0:02:34.72
18	315	TAYLOR Chloe	 GBR.1998.23462	0:07:37.03 0:03:07.69	15 19	0:04:40.38	17	0:05:04.22	20	0:04:54.79	19	0:05:13.40	20		0:30:37.51	+0:02:41.85
19	313	HILL-WRIGHT Ronja	 AUS.1991.22517	0:07:47.40 0:03:07.77	17 20	0:04:51.10	21	0:05:03.67	18	0:04:54.55	18	0:05:03.11	18		0:30:47.60	+0:02:51.94
20	305	GILL Martha	 GBR.1997.22469	0:08:03.31 0:03:11.04	21 21	0:04:32.74	10	0:04:55.78	15	0:04:44.28	10	0:05:32.96	23		0:31:00.11	+0:03:04.45
21	308	WIEDENROTH Sofia Cube Action Team	 GER.1995.24544	0:08:24.84 0:03:12.88	23 22	0:04:49.05	20	0:05:04.01	19	0:04:56.92	21	0:05:08.06	19		0:31:35.76	+0:03:40.10
22	314	NEWELL Melissa	 NZL.1979.21458	0:07:58.19 0:03:19.63	20 23	0:04:58.52	24	0:05:10.65	22	0:04:54.91	20	0:05:18.29	21		0:31:40.19	+0:03:44.53
23	309	FLOOD Shelly Kona Factory Team	 AUS.1991.27221	0:08:04.51 0:03:03.40	22 17	0:04:55.43	22	0:05:19.25	24	0:05:05.54	23	0:05:25.99	22		0:31:54.12	+0:03:58.46
24	316	MACKIE Lucy	 AUS.1998.25263	0:08:41.71 0:03:21.78	24 24	0:04:56.27	23	0:05:16.69	23	0:05:03.83	22	0:05:38.11	24		0:32:58.39	+0:05:02.73
25	318	ENLUND Jess	 SWE.1989.22339	0:08:51.05 0:03:36.09	26 25	0:05:28.78	25	0:05:39.80	26	0:05:18.55	26	0:06:30.87	25		0:35:25.14	+0:07:29.48
26	317	LAWTON Abigale	 GBR.1998.22765	0:08:44.12 0:03:46.62	25 26	0:05:32.48	26	0:05:40.24	27	0:05:16.91	25	0:06:40.67	26		0:35:41.04	+0:07:45.38
DNF	320	MILLS Sara	 AUS.1997.23198	0:09:08.78	27	0:06:01.78	27	0:05:39.59	25	0:05:29.48	27					
DNF	3	WINTON Katy Trek Factory Racing	 GBR.1993.21730													
DNS	9	ESPINEIRA HERREROS Florenia	 CHI.1992.22941													

EWS Shimano Enduro Tasmania

Derby, Australia
31 March 2019



RESULTS OVERALL

Pos	Plate	Name Team	Nat EWS number	Stage 1Q Stage 6	Pos Pos	Stage 2	Pos Pos	Stage 3	Pos Pos	Stage 4	Pos Pos	Stage 5	Pos Pos	Penalties	Time	Gap
WOMEN Master 35+																
1	603	GANE Michelle	 AUS.1978.23453	<u>0:08:49.19</u> <u>0:03:36.60</u>	<u>1</u> <u>1</u>	0:05:51.40	2	<u>0:05:26.04</u>	<u>1</u>	<u>0:05:09.03</u>	<u>1</u>	<u>0:05:51.31</u>	<u>1</u>		0:34:43.57	
2	602	MCCONNELOUG Mary	 USA.1971.22390	0:09:23.89 0:03:42.17	2 2	<u>0:05:23.62</u>	<u>1</u>	0:05:36.36	2	0:05:16.45	2	0:06:02.29	2		0:35:24.78	+0:00:41.21
WOMEN Under 21																
1	501	HARRIS Fenella	 AUS.2002.25334	<u>0:07:34.97</u> <u>0:03:02.43</u>	<u>1</u> <u>1</u>	<u>0:04:44.82</u>	<u>1</u>	<u>0:04:59.94</u>	<u>1</u>	<u>0:04:50.17</u>	<u>1</u>	<u>0:05:01.97</u>	<u>1</u>		0:30:14.30	
2	503	CRAFT Laura	 AUS.2002.23363	0:08:08.71 0:03:22.38	2 2	0:05:09.95	2	0:05:06.82	2	0:04:57.18	2	0:05:32.35	2		0:32:17.39	+0:02:03.09

RESULTS OVERALL

Penalties details

#	Plate	Name	Penalty	Description	Location
1	56	Dan BOOKER	00:05:00	Late arrival	Derby
2	68	Axel FRESQUET	00:05:00	Late arrival	Time check Derby
3	78	Phil ROBERTS	00:05:00	Missed time check	Time check Derby
4	82	Samuel BROWNLIE	00:05:00	Missed time check	Time check Derby
5	95	Gabriel III AMIGO	00:05:00	Missed time check, Late arrival	Time check Derby, Derby
6	96	Tom ANDERSON	00:05:00	Late arrival	Derby
7	97	Callan RIDGE	00:05:00	Late arrival	Derby
8	99	David HANSON	00:05:00	Late arrival	Derby
9	100	Lachlan MCKILLOP	00:05:00	Late arrival	Derby
10	102	Scott TREEBY	00:05:00	Late arrival	S3
11	710	Mathieu TARIS	00:05:00	Late arrival	Time check Derby

Statistics

Entries	Finished	DNF	DSQ	DNS	Countries	Weather	Temperature
180	167	9	0	4	20	Mostly sunny	18°C

AUS	FRA	GBR	USA	NZL	CAN	SWE	IRL	SUI	CHI
64	21	19	16	15	11	6	5	5	3

GER	CZE	ESP	RSA	ARG	BEL	ISR	ITA	PHI	POR
3	2	2	2	1	1	1	1	1	1