
































Provisional Results After Day 1

Pos	Plate	Name Team	Nat EWS number	Stage 1	Pos	Stage 2	Pos	Stage 3	Pos	Stage 4	Pos	Penalties	Time	Gap
MEN														
1	10	RUDE Richie Yeti / Fox Shox Factory Team	 USA.1995.21739	0:12:42.12	1	0:04:42.64	1	0:03:44.85	1	0:01:21.60	5		0:22:31.21	
2	6	MAES Martin GT Factory Racing	 BEL.1997.21636	0:12:55.51	3	0:04:43.10	2	0:03:46.82	2	0:01:17.93	1		0:22:43.36	+0:00:12.15
3	5	OTON Damien Unior Devinci Factory Racing	 FRA.1987.21728	0:12:51.09	2	0:04:45.53	3	0:03:48.68	4	0:01:23.23	13		0:22:48.53	+0:00:17.32
4	35	MIQUEL Kevin Sunn	 FRA.1991.21704	0:13:03.88	4	0:04:46.35	4	0:03:49.73	5	0:01:21.28	3		0:23:01.24	+0:00:30.03
5	21	TORDO Dimitri Canyon Factory Enduro Team	 FRA.1993.21764	0:13:12.09	6	0:04:46.81	5	0:03:51.36	7	0:01:21.57	4		0:23:11.83	+0:00:40.62
6	7	NICOLAI Florian Canyon Factory Enduro Team	 FRA.1993.21749	0:13:18.52	10	0:04:51.75	7	0:03:47.87	3	0:01:19.95	2		0:23:18.09	+0:00:46.88
7	19	BORGES Jose Miranda Racing Team	 POR.1990.21669	0:13:12.83	7	0:04:52.83	9	0:03:50.69	6	0:01:23.20	12		0:23:19.55	+0:00:48.34
8	12	MELAMED Jesse Rocky Mountain/Race Face Enduro Team	 CAN.1992.21596	0:13:11.67	5	0:04:52.07	8	0:03:53.57	10	0:01:30.78	82		0:23:28.09	+0:00:56.88
9	25	JOHANSEN Zakarias Blom Cube Action Team	 NOR.1992.21863	0:13:14.21	8	0:04:56.82	14	0:03:57.48	17	0:01:22.75	9		0:23:31.26	+0:01:00.05
10	24	BARELLI Yoann Commencal Vallnord Enduro Racing	 FRA.1985.21889	0:13:23.47	14	0:04:56.34	13	0:03:53.84	11	0:01:22.10	8		0:23:35.75	+0:01:04.54
11	8	GAUVIN Remi Rocky Mountain/Race Face Enduro Team	 CAN.1992.21624	0:13:26.08	17	0:04:55.48	10	0:03:54.30	12	0:01:24.31	20		0:23:40.17	+0:01:08.96
12	33	KEENE Curtis Specialized Racing Team	 USA.1979.21699	0:13:27.24	19	0:04:58.72	19	0:03:59.45	22	0:01:23.00	11		0:23:48.41	+0:01:17.20
13	3	CALLAGHAN Greg Cube Action Team	 IRL.1991.21827	0:13:33.23	21	0:04:55.85	11	0:03:56.84	15	0:01:24.20	18		0:23:50.12	+0:01:18.91
14	43	TEXTOR Christian GER.1990.22845	 GER.1990.22845	0:13:26.56	18	0:04:58.61	18	0:04:00.76	29	0:01:25.69	31		0:23:51.62	+0:01:20.41
15	9	SCOTT Mark Santa Cruz	 GBR.1993.21714	0:13:34.60	24	0:05:00.05	22	0:03:57.47	16	0:01:24.61	22		0:23:56.73	+0:01:25.52
16	39	MASTERS Wyn GT Factory Racing	 NZL.1987.21663	0:13:25.07	15	0:05:05.42	41	0:04:01.16	31	0:01:26.30	38		0:23:57.95	+0:01:26.74












Provisional Results After Day 1

Pos	Plate	Name Team	Nat EWS number	Stage 1	Pos	Stage 2	Pos	Stage 3	Pos	Stage 4	Pos	Penalties	Time	Gap
MEN														
17	20	BUCHANAN Lewis Ibis Cycles Enduro Race Team	 GBR.1993.21608	0:13:40.03	29	0:04:57.62	15	0:03:53.41	9	0:01:27.64	50		0:23:58.70	+0:01:27.49
18	38	GARAY Iago Santa Cruz	 ESP.1991.21707	0:13:39.30	28	0:05:02.59	29	0:03:57.55	18	0:01:23.29	14		0:24:02.73	+0:01:31.52
19	198	CHAPUIS Maxime SUI.1994.22784	 SUI.1994.22784	0:13:25.99	16	0:05:09.06	51	0:04:02.82	39	0:01:24.92	25		0:24:02.79	+0:01:31.58
20	16	CURE Alexandre Miranda Racing Team	 FRA.1993.21675	0:13:49.21	41	0:04:58.34	16	0:03:54.57	13	0:01:21.97	7		0:24:04.09	+0:01:32.88
21	1	HILL Sam Chain Reaction Cycles Mavic	 AUS.1985.21775	0:13:20.26	12	0:05:30.74	128	0:03:52.80	8	0:01:22.92	10		0:24:06.72	+0:01:35.51
22	40	SIMMONDS Matt Cannondale	 GBR.1987.21760	0:13:38.55	26	0:05:05.82	42	0:04:00.77	30	0:01:23.71	17		0:24:08.85	+0:01:37.64
23	27	NEER Shawn Yeti / Fox Shox Factory Team	 USA.1991.21712	0:13:38.73	27	0:05:03.66	32	0:04:03.28	42	0:01:25.65	30		0:24:11.32	+0:01:40.11
24	68	PIGEON Hugo FRA.1996.23507	 FRA.1996.23507	0:13:46.31	33	0:04:58.36	17	0:03:59.92	25	0:01:27.00	45		0:24:11.59	+0:01:40.38
25	120	BRETAS Andre BRA.1987.21622	 BRA.1987.21622	0:13:36.12	25	0:05:06.73	45	0:04:02.75	38	0:01:26.37	39		0:24:11.97	+0:01:40.76
26	44	TORRALBA Gabriel Orbea Enduro Team	 ESP.1997.21633	0:13:41.72	30	0:05:04.16	36	0:03:59.81	24	0:01:27.14	47		0:24:12.83	+0:01:41.62
27	84	READING Jack GBR.1988.22548	 GBR.1988.22548	0:13:45.06	32	0:05:03.05	31	0:04:02.98	41	0:01:21.83	6		0:24:12.92	+0:01:41.71
28	65	RAVANEL Cedric Commencal Vallnord Enduro Racing	 FRA.1978.21894	0:13:34.26	22	0:05:08.43	50	0:04:04.20	47	0:01:26.98	43		0:24:13.87	+0:01:42.66
29	26	ROPELATO Mitch USA.1992.22734	 USA.1992.22734	0:13:51.56	48	0:05:01.45	25	0:03:56.82	14	0:01:24.28	19		0:24:14.11	+0:01:42.90
30	32	ABSALON Remy Scott SR Suntour Enduro Team	 FRA.1984.21713	0:13:30.11	20	0:05:15.67	72	0:04:01.84	33	0:01:26.98	43		0:24:14.60	+0:01:43.39
31	36	VEZINA Mckay Giant Factory Off-Road Team	 CAN.1995.21632	0:13:53.73	51	0:04:59.00	20	0:03:57.87	19	0:01:24.82	24		0:24:15.42	+0:01:44.21
32	58	KELLEY Cody Alchemy Bicycles Factory Racing	 USA.1994.21757	0:13:46.96	35	0:05:07.68	46	0:03:58.84	21	0:01:23.29	14		0:24:16.77	+0:01:45.56

















Provisional Results After Day 1

Pos	Plate	Name Team	Nat EWS number	Stage 1	Pos	Stage 2	Pos	Stage 3	Pos	Stage 4	Pos	Penalties	Time	Gap
MEN														
33	45	CASADEI Nicola CMC Cycling Experience	 ITA.1989.21878	0:13:42.84	31	0:05:10.25	54	0:03:58.60	20	0:01:25.97	33		0:24:17.66	+0:01:46.45
34	42	WRIGHT Keegan Unior Devinci Factory Racing	 NZL.1996.21734	0:13:50.64	45	0:05:02.12	27	0:04:01.38	32	0:01:23.54	16		0:24:17.68	+0:01:46.47
35	101	DE VOCHT Bart BEL.1992.23075	 BEL.1992.23075	0:13:47.51	37	0:04:59.40	21	0:04:04.15	46	0:01:29.15	64		0:24:20.21	+0:01:49.00
36	49	SANTOS Dillon Ibis Cycles Enduro Race Team	 USA.1996.21613	0:13:48.41	39	0:05:04.79	39	0:04:02.46	36	0:01:26.10	35		0:24:21.76	+0:01:50.55
37	62	LUTHI Patrick SUI.1992.22607	 SUI.1992.22607	0:13:51.09	47	0:05:01.05	23	0:03:59.99	26	0:01:29.74	73		0:24:21.87	+0:01:50.66
38	15	GALY Theo Sunn FRA.1990.21691	 FRA.1990.21691	0:13:51.57	49	0:05:01.32	24	0:04:00.39	27	0:01:29.28	68		0:24:22.56	+0:01:51.35
39	107	OGET Ludovic FRA.1993.22561	 FRA.1993.22561	0:13:49.08	40	0:05:06.71	44	0:04:02.89	40	0:01:26.85	42		0:24:25.53	+0:01:54.32
40	14	BARNES Joe Canyon Factory Enduro Team GBR.1989.21748	 GBR.1989.21748	0:13:47.01	36	0:05:03.85	35	0:04:04.11	45	0:01:30.72	80		0:24:25.69	+0:01:54.48
41	125	FAGERHAUG Petter NOR.1997.21341	 NOR.1997.21341	0:13:34.57	23	0:05:03.72	33	0:04:11.03	77	0:01:36.82	137		0:24:26.14	+0:01:54.93
42	34	PERSAK Vid SLO.1996.22810	 SLO.1996.22810	0:13:46.67	34	0:05:09.90	52	0:04:05.55	51	0:01:25.99	34		0:24:28.11	+0:01:56.90
43	29	JOHNSON Leigh GBR.1996.22603	 GBR.1996.22603	0:14:00.74	56	0:04:55.97	12	0:04:05.58	52	0:01:26.17	36		0:24:28.46	+0:01:57.25
44	70	LUPATO Denny ITA.1992.22852	 ITA.1992.22852	0:13:47.92	38	0:05:10.50	57	0:04:02.23	35	0:01:28.41	60		0:24:29.06	+0:01:57.85
45	111	BATISTA Levy FRA.1990.21430	 FRA.1990.21430	0:13:50.01	42	0:05:07.76	47	0:04:03.80	44	0:01:27.70	52		0:24:29.27	+0:01:58.06
46	73	RONZON Erwin CMC Cycling Experience ITA.1997.21868	 ITA.1997.21868	0:13:57.52	54	0:05:03.02	30	0:04:03.78	43	0:01:28.32	56		0:24:32.64	+0:02:01.43
47	37	KANGAS Alexander SWE.1990.22409	 SWE.1990.22409	0:13:50.70	46	0:05:07.95	49	0:04:09.82	71	0:01:26.56	40		0:24:35.03	+0:02:03.82
48	83	GALLAGHER Kenta Polygon UR GBR.1992.21654	 GBR.1992.21654	0:14:00.20	55	0:05:04.48	38	0:04:02.55	37	0:01:28.38	58		0:24:35.61	+0:02:04.40

















Provisional Results After Day 1

Pos	Plate	Name Team	Nat EWS number	Stage 1	Pos	Stage 2	Pos	Stage 3	Pos	Stage 4	Pos	Penalties	Time	Gap
MEN														
49	50	DALE Sam	 GBR.1990.22733	0:13:54.62	52	0:05:02.36	28	0:04:11.16	78	0:01:27.83	53		0:24:35.97	+0:02:04.76
50	54	MADEREGGER Kevin	 AUT.1997.22808	0:13:50.12	44	0:05:10.26	56	0:04:08.23	64	0:01:28.27	55		0:24:36.88	+0:02:05.67
51	23	CUNNINGHAM Ruaridh Trek Factory Racing	 GBR.1989.21679	0:13:18.29	9	0:04:51.12	6	0:04:57.01	194	0:01:32.35	100		0:24:38.77	+0:02:07.56
52	86	FLOCKHART Sam	 GBR.1993.22357	0:14:03.12	59	0:05:04.92	40	0:04:06.00	53	0:01:25.24	29		0:24:39.28	+0:02:08.07
53	85	WILLIAMSON Greg	 GBR.1992.24875	0:14:03.83	60	0:05:07.87	48	0:04:04.34	48	0:01:25.03	28		0:24:41.07	+0:02:09.86
54	153	WENGELIN Matthias	 SWE.1988.22447	0:13:50.01	42	0:05:15.02	70	0:04:08.94	68	0:01:29.21	66		0:24:43.18	+0:02:11.97
55	51	SHAW Samuel	 NZL.1992.22931	0:14:04.13	61	0:05:01.54	26	0:04:10.46	74	0:01:28.38	58		0:24:44.51	+0:02:13.30
56	118	SANZ CASADEVALL Guillem	 ESP.1996.21780	0:13:56.91	53	0:05:13.27	67	0:04:06.68	57	0:01:29.36	71		0:24:46.22	+0:02:15.01
57	108	CHARLES Clement	 FRA.1994.22206	0:14:03.02	58	0:05:12.31	61	0:04:06.08	54	0:01:25.70	32		0:24:47.11	+0:02:15.90
58	46	GRANT Kelan Chain Reaction Cycles Mavic	 IRL.1993.21773	0:14:20.40	81	0:05:04.34	37	0:03:59.51	23	0:01:24.96	26		0:24:49.21	+0:02:18.00
59	102	SOUSSIGNE Julien	 BEL.1992.22812	0:14:02.15	57	0:05:12.98	66	0:04:10.36	72	0:01:27.02	46		0:24:52.51	+0:02:21.30
60	57	FERREIRO Toni	 ESP.1990.22450	0:14:04.85	62	0:05:10.83	58	0:04:08.68	66	0:01:29.31	70		0:24:53.67	+0:02:22.46
61	104	THIEBAUT Paul	 FRA.1995.22875	0:14:06.42	64	0:05:12.54	62	0:04:06.37	55	0:01:31.25	87		0:24:56.58	+0:02:25.37
62	53	CONNELL Joe	 GBR.1994.21745	0:14:09.07	67	0:05:18.33	83	0:04:06.37	55	0:01:24.49	21		0:24:58.26	+0:02:27.05
63	109	ESCRIOU Valentin	 FRA.1996.22677	0:14:13.93	73	0:05:03.74	34	0:04:05.06	50	0:01:38.45	154		0:25:01.18	+0:02:29.97
64	97	WILLIAMS Robert	 GBR.1990.22515	0:14:16.28	75	0:05:12.92	64	0:04:07.96	63	0:01:26.66	41		0:25:03.82	+0:02:32.61















Provisional Results After Day 1

Pos	Plate	Name Team	Nat EWS number	Stage 1	Pos	Stage 2	Pos	Stage 3	Pos	Stage 4	Pos	Penalties	Time	Gap
MEN														
65	69	LUPATO Alex	 ITA.1989.22851	0:14:20.03	80	0:05:11.66	59	0:04:08.64	65	0:01:30.57	78		0:25:10.90	+0:02:39.69
66	103	DANIELS Nicolas	 BEL.1994.22811	0:14:06.73	65	0:05:16.93	79	0:04:16.71	91	0:01:30.55	77		0:25:10.92	+0:02:39.71
67	117	MARI MARI Mariano	 ESP.1997.22453	0:14:16.52	76	0:05:15.24	71	0:04:11.88	80	0:01:28.69	62		0:25:12.33	+0:02:41.12
68	61	BLAIR Lachlan	 GBR.1995.21426	0:14:10.68	70	0:05:21.29	92	0:04:07.88	62	0:01:33.76	108		0:25:13.61	+0:02:42.40
69	59	WOLFE Daniel	 IRL.1988.22250	0:14:22.55	82	0:05:16.09	73	0:04:08.95	69	0:01:27.28	48		0:25:14.87	+0:02:43.66
70	48	CALLAGHAN Killian	 IRL.1997.21769	0:14:18.77	77	0:05:14.40	69	0:04:14.20	82	0:01:27.68	51		0:25:15.05	+0:02:43.84
71	22	DENIAUD Youn	 FRA.1996.22994	0:13:19.01	11	0:05:45.42	155	0:04:42.61	175	0:01:29.14	63		0:25:16.18	+0:02:44.97
72	135	DAWSON Adrian	 AUS.1990.22814	0:14:24.24	85	0:05:16.42	75	0:04:07.42	58	0:01:30.01	74		0:25:18.09	+0:02:46.88
73	130	MUDD Graeme	 AUS.1993.24835	0:14:19.76	78	0:05:20.20	87	0:04:09.38	70	0:01:29.16	65		0:25:18.50	+0:02:47.29
74	80	DAUMAS Theo Chamrousse URGE bp Enduro Team	 FRA.1996.21873	0:14:24.58	87	0:05:17.47	80	0:04:07.66	59	0:01:31.97	96		0:25:21.68	+0:02:50.47
75	152	RODRIGUES Joao	 POR.1987.22052	0:14:27.16	88	0:05:16.83	77	0:04:10.58	75	0:01:30.02	75		0:25:24.59	+0:02:53.38
76	91	MORSE Adam	 USA.1985.22980	0:14:30.04	90	0:05:26.62	112	0:04:01.90	34	0:01:26.22	37		0:25:24.78	+0:02:53.57
77	199	GAILLOT Baptiste Chamrousse URGE bp Enduro Team	 FRA.1991.21771	0:14:40.52	103	0:05:16.12	74	0:04:04.75	49	0:01:24.99	27		0:25:26.38	+0:02:55.17
78	112	ESCUDIER Thomas	 FRA.1991.21945	0:14:24.53	86	0:05:20.98	90	0:04:11.29	79	0:01:29.62	72		0:25:26.42	+0:02:55.21
79	94	HARVEY Loui	 NZL.1990.22338	0:14:39.89	100	0:05:12.93	65	0:04:07.66	59	0:01:28.07	54		0:25:28.55	+0:02:57.34
80	66	GEORGES Pierre Charles	 FRA.1986.23057	0:14:30.84	91	0:05:22.72	96	0:04:07.81	61	0:01:27.37	49		0:25:28.74	+0:02:57.53








Provisional Results After Day 1

Pos	Plate	Name Team	Nat EWS number	Stage 1	Pos	Stage 2	Pos	Stage 3	Pos	Stage 4	Pos	Penalties	Time	Gap
MEN														
81	211	GARDNER Ryan	 USA.1986.22410	0:14:23.11	84	0:05:18.02	81	0:04:16.29	88	0:01:31.34	89		0:25:28.76	+0:02:57.55
82	121	MATTIOLI Leonardo	 BRA.1984.23024	0:14:40.04	101	0:05:09.99	53	0:04:10.44	73	0:01:31.91	95		0:25:32.38	+0:03:01.17
83	47	STUTTARD Mathew Hope Factory Racing	 GBR.1993.21661	0:14:37.01	97	0:05:16.90	78	0:04:14.41	84	0:01:24.68	23		0:25:33.00	+0:03:01.79
84	128	DERKUM Christian	 GER.1991.23043	0:14:29.69	89	0:05:22.72	96	0:04:10.61	76	0:01:30.63	79		0:25:33.65	+0:03:02.44
85	212	FRANKLIN Macky	 USA.1991.23043	0:14:22.82	83	0:05:24.29	103	0:04:18.43	100	0:01:31.00	85		0:25:36.54	+0:03:05.33
86	115	VIAL Felipe	 CHI.1992.21419	0:14:13.59	72	0:05:22.33	94	0:04:28.12	142	0:01:34.15	114		0:25:38.19	+0:03:06.98
87	88	THEW Trevor	 CAN.1993.22191	0:14:31.98	92	0:05:21.18	91	0:04:15.08	85	0:01:30.82	83		0:25:39.06	+0:03:07.85
88	87	EDGAR Brendon	 CAN.1985.23003	0:14:19.80	79	0:05:27.39	115	0:04:18.58	101	0:01:34.74	121		0:25:40.51	+0:03:09.30
89	149	FEDZ. LATORRE Andres	 ESP.1992.22085	0:14:37.56	99	0:05:22.42	95	0:04:17.16	94	0:01:34.30	117		0:25:51.44	+0:03:20.23
90	78	LACASTE Cedric Trek Accous VTT Enduro Team	 FRA.1992.21805	0:14:37.16	98	0:05:23.81	101	0:04:16.96	93	0:01:34.28	116		0:25:52.21	+0:03:21.00
91	95	MURRAY Charlie	 NZL.1996.22752	0:14:05.31	63	0:05:19.73	86	0:04:46.80	183	0:01:42.28	173		0:25:54.12	+0:03:22.91
92	64	TRABAC Elliot Scott SR Suntour Enduro Team	 FRA.1996.21710	0:13:23.13	13	0:06:59.76	214	0:04:00.73	28	0:01:30.77	81		0:25:54.39	+0:03:23.18
93	105	ARNAUD Quentin	 FRA.1994.22628	0:14:40.40	102	0:05:06.52	43	0:04:39.57	170	0:01:28.66	61		0:25:55.15	+0:03:23.94
94	119	GIANI BARBOSA Julio	 BRA.1995.21938	0:14:46.30	108	0:05:18.09	82	0:04:17.30	95	0:01:34.11	113		0:25:55.80	+0:03:24.59
95	286	GARCIA DE VINUESA ORDOVAS Nicolas	 ESP.1995.21938	0:14:51.22	113	0:05:20.37	88	0:04:15.29	86	0:01:30.03	76		0:25:56.91	+0:03:25.70
96	90	CHIANG Dan Sheng-Shan	 TPE.1994.22315	0:14:09.63	68	0:05:10.25	54	0:05:04.28	204	0:01:33.87	109		0:25:58.03	+0:03:26.82







Provisional Results After Day 1

Pos	Plate	Name Team	Nat EWS number	Stage 1	Pos	Stage 2	Pos	Stage 3	Pos	Stage 4	Pos	Penalties	Time	Gap
MEN														
97	89	CRAWFORD Takoda	 CAN.1995.22718	0:14:52.56	117	0:05:20.94	89	0:04:14.34	83	0:01:31.37	90		0:25:59.21	+0:03:28.00
98	144	BRIQUEZ Cyril	 FRA.1992.22135	0:14:45.37	106	0:05:26.69	113	0:04:15.71	87	0:01:35.21	124		0:26:02.98	+0:03:31.77
99	145	POILANE Florent	 FRA.1986.22778	0:14:50.13	110	0:05:25.22	105	0:04:19.53	106	0:01:29.27	67		0:26:04.15	+0:03:32.94
100	157	LETH Frederik	 DEN.1995.22993	0:14:53.20	118	0:05:19.10	85	0:04:17.86	98	0:01:34.23	115		0:26:04.39	+0:03:33.18
101	228	ESNAOLA GOROSTIDI Juan Jose	 ESP.1995.22993	0:14:45.25	105	0:05:23.93	102	0:04:20.45	109	0:01:34.81	122		0:26:04.44	+0:03:33.23
102	76	OPPLIGER Timothee Norco Enduro Racing Team	 SUI.1992.21701	0:14:33.68	93	0:05:29.30	120	0:04:23.87	123	0:01:37.65	148		0:26:04.50	+0:03:33.29
103	99	SAMPSON Tom	 USA.1989.22982	0:14:33.95	94	0:05:30.81	129	0:04:27.61	135	0:01:32.14	98		0:26:04.51	+0:03:33.30
104	129	SCHWENK Robert	 GER.1994.23041	0:14:43.30	104	0:05:23.50	99	0:04:21.85	117	0:01:36.25	134		0:26:04.90	+0:03:33.69
105	124	SCHEMMELE Daniel	 AUT.1997.22809	0:14:50.28	112	0:05:25.09	104	0:04:21.32	113	0:01:29.28	68		0:26:05.97	+0:03:34.76
106	224	RODRIGUEZ IGLESIAS Ruben	 ESP.1997.22809	0:14:52.04	115	0:05:25.26	106	0:04:21.54	114	0:01:31.45	91		0:26:10.29	+0:03:39.08
107	60	MOYNIHAN Liam	 GBR.1991.21835	0:14:34.04	95	0:05:40.70	144	0:04:24.80	126	0:01:30.92	84		0:26:10.46	+0:03:39.25
108	142	MICHAELS Gus	 USA.1991.22356	0:14:52.10	116	0:05:26.51	110	0:04:16.51	89	0:01:35.89	130		0:26:11.01	+0:03:39.80
109	151	GARCIA MARTIN Alvaro	 ESP.1982.22406	0:15:03.40	127	0:05:16.65	76	0:04:20.05	108	0:01:31.21	86		0:26:11.31	+0:03:40.10
110	146	BOULLIER Germain	 FRA.1985.21510	0:14:50.14	111	0:05:23.69	100	0:04:26.13	131	0:01:34.05	112		0:26:14.01	+0:03:42.80
111	113	HEBERT Ambroise	 FRA.1993.21934	0:15:05.92	131	0:05:21.49	93	0:04:16.65	90	0:01:31.77	93		0:26:15.83	+0:03:44.62
112	122	LETAK Petr	 CZE.1993.23009	0:15:05.96	133	0:05:25.50	107	0:04:16.81	92	0:01:28.35	57		0:26:16.62	+0:03:45.41


Provisional Results After Day 1

Pos	Plate	Name Team	Nat EWS number	Stage 1	Pos	Stage 2	Pos	Stage 3	Pos	Stage 4	Pos	Penalties	Time	Gap
MEN														
113	123	PUTZENLECHNER Leonhard	 GER.1993.22199	0:15:00.63	124	0:05:26.38	108	0:04:18.88	103	0:01:32.49	101		0:26:18.38	+0:03:47.17
114	239	PALACIO FUSTERO Mario		0:14:51.54	114	0:05:34.64	137	0:04:21.12	112	0:01:33.43	107		0:26:20.73	+0:03:49.52
115	150	FRANCES GARRIDO Javier	 ESP.1984.22137	0:14:59.39	123	0:05:27.87	117	0:04:20.55	110	0:01:33.97	111		0:26:21.78	+0:03:50.57
116	235	SEMINARIO Benat		0:15:01.34	125	0:05:29.54	122	0:04:21.62	115	0:01:35.74	128		0:26:28.24	+0:03:57.03
117	148	OTHAX-DUBEDOUT Mickael	 FRA.1995.21983	0:15:07.93	137	0:05:31.05	131	0:04:17.36	96	0:01:33.24	106		0:26:29.58	+0:03:58.37
118	218	REIXACHS Pau		0:14:57.15	120	0:05:28.07	118	0:04:23.46	122	0:01:43.16	177		0:26:31.84	+0:04:00.63
119	75	VON WURSTEMBERGER Alois Norco Enduro Racing Team	 SUI.1987.21694	0:14:47.14	109	0:05:41.86	148	0:04:29.54	152	0:01:33.87	109		0:26:32.41	+0:04:01.20
120	227	SAN JOSE SERRANO Ruben		0:15:06.96	136	0:05:26.47	109	0:04:25.22	127	0:01:35.48	126		0:26:34.13	+0:04:02.92
121	134	KILMURRAY Chris	 IRL.1986.22542	0:14:55.70	119	0:05:42.14	149	0:04:24.59	125	0:01:32.97	104		0:26:35.40	+0:04:04.19
122	141	RYAN Fergus	 GBR.1993.22458	0:15:06.07	134	0:05:27.38	114	0:04:19.88	107	0:01:44.74	186		0:26:38.07	+0:04:06.86
123	114	CARVAJAL Gabriel	 COL.1995.21531	0:15:11.77	140	0:05:29.63	123	0:04:21.05	111	0:01:37.10	139		0:26:39.55	+0:04:08.34
124	131	EVERETT Tom	 GBR.1997.22643	0:15:11.08	139	0:05:30.47	127	0:04:22.65	121	0:01:36.04	132		0:26:40.24	+0:04:09.03
125	100	PAYNE Richard	 GBR.1985.22650	0:14:36.01	96	0:05:40.55	142	0:04:47.86	184	0:01:37.17	142		0:26:41.59	+0:04:10.38
126	143	CHAMPION Quentin	 FRA.1993.22698	0:15:15.68	145	0:05:29.90	124	0:04:21.85	117	0:01:34.68	120		0:26:42.11	+0:04:10.90
127	258	VERSTREPEN Kenny		0:14:57.45	122	0:05:27.78	116	0:04:42.33	174	0:01:35.67	127		0:26:43.23	+0:04:12.02
128	216	FENNELL Kipp		0:15:04.96	130	0:05:29.43	121	0:04:30.72	155	0:01:39.08	159		0:26:44.19	+0:04:12.98

Provisional Results After Day 1

Pos	Plate	Name Team	Nat EWS number	Stage 1	Pos	Stage 2	Pos	Stage 3	Pos	Stage 4	Pos	Penalties	Time	Gap
MEN														
129	77	ALLEMANN Remy Norco Enduro Racing Team	 SUI.1990.21671	0:15:02.11	126	0:05:30.91	130	0:04:32.49	160	0:01:38.70	156		0:26:44.21	+0:04:13.00
130	81	FRANCOGLIO Ulysse Chamrousse URGE bp Enduro Team	 FRA.1990.21874	0:15:20.04	150	0:05:34.99	138	0:04:17.52	97	0:01:31.72	92		0:26:44.27	+0:04:13.06
131	226	LECHADO CASIN Dani	 	0:14:57.27	121	0:05:45.11	154	0:04:26.33	132	0:01:35.85	129		0:26:44.56	+0:04:13.35
132	147	CORRE Ludovic	 FRA.1983.21638	0:15:15.57	144	0:05:29.97	125	0:04:21.93	119	0:01:38.76	157		0:26:46.23	+0:04:15.02
133	217	MULLANE Ash	 	0:15:04.34	129	0:05:51.78	168	0:04:18.92	104	0:01:32.58	102		0:26:47.62	+0:04:16.41
134	156	LUND Johannes	 NOR.1994.25138	0:15:18.40	148	0:05:28.48	119	0:04:28.26	143	0:01:35.43	125		0:26:50.57	+0:04:19.36
135	234	SAENZ DURAN Victor	 	0:15:23.28	153	0:05:32.00	134	0:04:27.62	136	0:01:32.23	99		0:26:55.13	+0:04:23.92
136	213	CONTE Dylan	 	0:15:06.36	135	0:05:53.81	171	0:04:21.83	116	0:01:34.48	119		0:26:56.48	+0:04:25.27
137	247	SOUCHEYRE Thomas	 	0:15:13.06	142	0:05:41.85	147	0:04:25.69	129	0:01:36.62	136		0:26:57.22	+0:04:26.01
138	220	NAVAS BLANQUEZ David	 	0:15:31.11	157	0:05:31.11	132	0:04:18.86	102	0:01:37.30	144		0:26:58.38	+0:04:27.17
139	82	BELLOD Xavier Trek Accous VTT Enduro Team	 FRA.1983.21824	0:15:16.58	146	0:05:38.24	140	0:04:27.75	138	0:01:38.21	152		0:27:00.78	+0:04:29.57
140	162	ZIETSMAN Martin	 RSA.1984.22399	0:15:22.48	152	0:05:34.38	136	0:04:22.21	120	0:01:46.48	192		0:27:05.55	+0:04:34.34
141	79	LACASTE Loic Trek Accous VTT Enduro Team	 FRA.1991.21820	0:15:26.77	154	0:05:30.35	126	0:04:28.65	145	0:01:39.85	161		0:27:05.62	+0:04:34.41
142	248	GAGNEUR Denis	 	0:15:20.01	149	0:05:40.73	145	0:04:28.34	144	0:01:37.15	141		0:27:06.23	+0:04:35.02
143	244	CORREIA Lino	 	0:15:32.04	159	0:05:34.34	135	0:04:28.11	141	0:01:37.53	146		0:27:12.02	+0:04:40.81
144	225	DIAZ BUJ Ivan	 	0:15:10.99	138	0:05:46.54	158	0:04:34.65	165	0:01:41.30	170		0:27:13.48	+0:04:42.27

Provisional Results After Day 1

Pos	Plate	Name Team	Nat EWS number	Stage 1	Pos	Stage 2	Pos	Stage 3	Pos	Stage 4	Pos	Penalties	Time	Gap
MEN														
145	281	JURADO URKIA Adiran		0:15:16.73	147	0:05:52.61	170	0:04:27.14	134	0:01:37.47	145		0:27:13.95	+0:04:42.74
146	215	NEWTH Jordan		0:15:22.02	151	0:05:47.69	164	0:04:28.05	140	0:01:36.35	135		0:27:14.11	+0:04:42.90
147	56	OVALLE Antonio	 CHI.1991.22485	0:16:13.29	182	0:05:18.81	84	0:04:12.48	81	0:01:32.10	97		0:27:16.68	+0:04:45.47
148	241	RAMIREZ GOMEZ Ricardo		0:15:31.86	158	0:05:39.89	141	0:04:30.86	156	0:01:38.29	153		0:27:20.90	+0:04:49.69
149	55	PONTAL Yannick	 FRA.1985.22511	0:16:29.47	191	0:05:12.62	63	0:04:08.78	67	0:01:31.25	87		0:27:22.12	+0:04:50.91
150	284	FERRERO Victor		0:15:30.17	156	0:05:46.43	157	0:04:29.53	151	0:01:36.01	131		0:27:22.14	+0:04:50.93
151	254	DEMUYLDER Jonas		0:15:48.18	169	0:05:26.58	111	0:04:34.43	164	0:01:33.17	105		0:27:22.36	+0:04:51.15
152	208	DIEZ ARRIOLA Jose Antonio		0:15:27.02	155	0:05:47.03	160	0:04:27.80	139	0:01:41.05	169		0:27:22.90	+0:04:51.69
153	280	AGIRRE Andoni		0:15:38.08	163	0:05:47.28	163	0:04:25.53	128	0:01:35.20	123		0:27:26.09	+0:04:54.88
154	231	RIERA ARCARONS Albert		0:15:39.20	164	0:05:40.55	142	0:04:30.18	154	0:01:37.28	143		0:27:27.21	+0:04:56.00
155	249	BRAS Clement		0:15:38.03	162	0:05:42.21	150	0:04:29.16	147	0:01:38.04	151		0:27:27.44	+0:04:56.23
156	297	HILARIO Isaac		0:15:36.25	160	0:05:50.24	167	0:04:26.36	133	0:01:39.25	160		0:27:32.10	+0:05:00.89
157	303	CAMPOY GARCIA Martin		0:15:40.47	165	0:05:46.69	159	0:04:31.69	158	0:01:37.10	139		0:27:35.95	+0:05:04.74
158	245	SILVA Joel		0:15:53.06	173	0:05:35.28	139	0:04:29.49	150	0:01:40.34	165		0:27:38.17	+0:05:06.96
159	127	KASCHUB Nic Bennett	 GER.1993.21565	0:15:41.56	167	0:05:41.72	146	0:04:39.17	169	0:01:37.07	138		0:27:39.52	+0:05:08.31
160	136	GLYNN Nigel	 IRL.1987.23416	0:15:50.79	170	0:05:43.75	152	0:04:25.71	130	0:01:40.87	168		0:27:41.12	+0:05:09.91













Provisional Results After Day 1

Pos	Plate	Name Team	Nat EWS number	Stage 1	Pos	Stage 2	Pos	Stage 3	Pos	Stage 4	Pos	Penalties	Time	Gap
MEN														
161	311	ROCAFORT Mathieu		0:15:52.70	172	0:05:44.85	153	0:04:29.92	153	0:01:39.99	163		0:27:47.46	+0:05:16.25
162	133	LUDENIA David	 AUS.1989.22791	0:16:25.02	188	0:05:31.64	133	0:04:18.08	99	0:01:34.46	118		0:27:49.20	+0:05:17.99
163	298	OTAEGUI AGUIRREZABALA Xabier		0:15:41.55	166	0:05:47.09	161	0:04:42.80	176	0:01:41.31	171		0:27:52.75	+0:05:21.54
164	221	BRAMLEY-MOORE Robin		0:15:12.00	141	0:06:36.35	208	0:04:29.24	148	0:01:38.00	150		0:27:55.59	+0:05:24.38
165	232	ARCARONS Gerard		0:16:04.12	178	0:05:43.46	151	0:04:33.07	162	0:01:41.46	172		0:28:02.11	+0:05:30.90
166	296	AGUIRRE Joseba		0:15:54.15	175	0:05:52.17	169	0:04:33.26	163	0:01:42.72	175		0:28:02.30	+0:05:31.09
167	310	CHICO Vincent		0:15:58.87	176	0:05:47.25	162	0:04:38.70	166	0:01:38.79	158		0:28:03.61	+0:05:32.40
168	203	VIOLLAND Remy		0:14:15.47	74	0:06:22.80	200	0:05:16.69	210	0:02:11.89	222		0:28:06.85	+0:05:35.64
169	223	CASTROMAN Pedro		0:15:36.25	160	0:05:49.81	166	0:05:06.40	206	0:01:38.52	155		0:28:10.98	+0:05:39.77
170	236	MINDAN Antonio		0:15:53.59	174	0:05:57.35	175	0:04:40.79	173	0:01:44.26	183		0:28:15.99	+0:05:44.78
171	137	FRANCIS Dan	 GBR.1985.22888	0:16:27.58	190	0:05:48.35	165	0:04:29.38	149	0:01:40.84	167		0:28:26.15	+0:05:54.94
172	262	HELLEMAN Tom		0:16:12.18	181	0:05:58.21	176	0:04:44.36	178	0:01:43.79	180		0:28:38.54	+0:06:07.33
173	251	BATUT David		0:16:29.60	192	0:05:56.11	174	0:04:32.71	161	0:01:40.30	164		0:28:38.72	+0:06:07.51
174	240	ZORRAQUIN Javier		0:16:21.88	184	0:06:02.16	181	0:04:42.98	177	0:01:44.03	181		0:28:51.05	+0:06:19.84
175	154	STEFANSSON Jonas	 ISL.1988.22287	0:16:10.24	180	0:06:10.40	188	0:04:47.99	185	0:01:45.79	191		0:28:54.42	+0:06:23.21
176	71	FRANCARDO Tommaso	 ITA.1997.22813	0:14:07.11	66	0:05:12.20	60	0:08:06.17	227	0:01:31.90	94		0:28:57.38	+0:06:26.17


Provisional Results After Day 1

Pos	Plate	Name Team	Nat EWS number	Stage 1	Pos	Stage 2	Pos	Stage 3	Pos	Stage 4	Pos	Penalties	Time	Gap
MEN														
177	233	MARTOS GARRIDO Antonio		0:16:46.21	199	0:05:58.74	177	0:04:32.08	159	0:01:42.92	176		0:28:59.95	+0:06:28.74
178	158	HEIN Stephan	 GER.1987.21599	0:16:33.82	193	0:05:54.84	173	0:04:48.09	186	0:01:44.71	185		0:29:01.46	+0:06:30.25
179	287	FUERTES SECO Diego		0:16:22.58	185	0:06:22.21	199	0:04:39.11	168	0:01:37.93	149		0:29:01.83	+0:06:30.62
180	299	ALTUNA Inaki		0:16:24.94	187	0:06:04.00	182	0:04:49.87	187	0:01:46.69	193		0:29:05.50	+0:06:34.29
181	288	ROIG CALZACORTA Vicente Juan		0:16:24.82	186	0:06:07.89	185	0:04:46.72	181	0:01:48.35	197		0:29:07.78	+0:06:36.57
182	204	MAGNE Julien		0:16:35.77	194	0:06:18.55	194	0:04:38.87	167	0:01:40.73	166		0:29:13.92	+0:06:42.71
183	237	BOULLOSA Brais		0:16:48.72	200	0:05:54.18	172	0:04:46.77	182	0:01:46.99	194		0:29:16.66	+0:06:45.45
184	257	STAES Sebastiaan		0:16:41.39	197	0:06:15.31	191	0:04:46.63	180	0:01:48.39	198		0:29:31.72	+0:07:00.51
185	252	LEMANCEAU Quentin		0:17:00.17	202	0:06:08.23	186	0:04:40.29	172	0:01:44.13	182		0:29:32.82	+0:07:01.61
186	138	WEST Ryan	 GBR.1982.21449	0:16:38.00	196	0:06:00.69	179	0:04:39.71	171	0:02:19.66	223		0:29:38.06	+0:07:06.85
187	273	WOOD Richard		0:16:57.32	201	0:06:09.33	187	0:04:51.09	188	0:01:45.04	188		0:29:42.78	+0:07:11.57
188	230	PEREZ MONTAVA Antonio		0:17:21.88	207	0:06:01.02	180	0:04:45.90	179	0:01:39.87	162		0:29:48.67	+0:07:17.46
189	260	TENNANT Finn		0:15:52.12	171	0:05:45.88	156	0:04:31.62	157	0:03:51.66	227		0:30:01.28	+0:07:30.07
190	308	AQUILUE ESCARTIN Victor		0:17:09.56	204	0:06:05.30	183	0:05:01.96	199	0:01:45.61	190		0:30:02.43	+0:07:31.22
191	270	ALBAN Sven		0:16:43.88	198	0:06:30.31	204	0:05:00.10	196	0:01:49.49	200		0:30:03.78	+0:07:32.57
192	301	VALERO LANASPA Sergio		0:17:11.13	205	0:06:18.38	193	0:04:51.33	189	0:01:43.60	178		0:30:04.44	+0:07:33.23









Provisional Results After Day 1

Pos	Plate	Name Team	Nat EWS number	Stage 1	Pos	Stage 2	Pos	Stage 3	Pos	Stage 4	Pos	Penalties	Time	Gap
MEN														
193	285	GARCIA Ruben		0:18:41.98	220	0:05:22.92	98	0:04:27.71	137	0:01:36.12	133		0:30:08.73	+0:07:37.52
194	292	MARTINEZ OBINETA Iulen		0:17:12.64	206	0:06:06.46	184	0:04:58.57	195	0:01:51.60	204		0:30:09.27	+0:07:38.06
195	261	BATALLER Martyn		0:16:37.42	195	0:06:13.10	189	0:04:56.61	192	0:02:24.54	224		0:30:11.67	+0:07:40.46
196	291	MERINO Victor		0:17:02.13	203	0:06:21.12	197	0:05:00.39	197	0:01:50.52	202		0:30:14.16	+0:07:42.95
197	242	MEDEL Matias		0:17:35.59	211	0:06:30.70	205	0:04:56.97	193	0:01:45.60	189		0:30:48.86	+0:08:17.65
198	268	BRUHNS Matthew		0:17:30.71	210	0:06:25.32	201	0:05:03.56	203	0:01:49.42	199		0:30:49.01	+0:08:17.80
199	243	LOPES Luis		0:17:40.82	212	0:06:18.71	195	0:05:02.59	201	0:01:51.90	206		0:30:54.02	+0:08:22.81
200	275	COQUILLARD Charlie		0:17:27.45	209	0:06:21.77	198	0:05:17.07	211	0:01:48.30	196		0:30:54.59	+0:08:23.38
201	253	DELAMOTTE Allan		0:18:03.08	213	0:06:17.02	192	0:05:02.02	200	0:01:47.16	195		0:31:09.28	+0:08:38.07
202	265	MURPHY Roger		0:18:08.76	215	0:06:20.77	196	0:04:54.87	190	0:01:45.01	187		0:31:09.41	+0:08:38.20
203	155	SIGURDSSON David Thor	 ISL.1989.22328	0:16:21.74	183	0:07:52.45	224	0:05:04.78	205	0:01:52.18	207		0:31:11.15	+0:08:39.94
204	274	CLARK Russ		0:18:10.21	216	0:06:13.86	190	0:05:09.42	209	0:01:58.93	213		0:31:32.42	+0:09:01.21
205	289	CHAMORRO Alberto		0:18:41.00	219	0:06:33.25	206	0:05:03.23	202	0:01:52.71	208		0:32:10.19	+0:09:38.98
206	305	TRAVER ESTERUELAS Javier		0:18:05.23	214	0:07:18.93	220	0:05:01.82	198	0:01:50.26	201		0:32:16.24	+0:09:45.03
207	272	MULLIGAN John		0:18:25.69	218	0:06:38.93	209	0:05:32.78	217	0:02:08.86	221		0:32:46.26	+0:10:15.05
208	304	NAGUILA RIVERA Isaac		0:19:09.75	222	0:06:46.88	211	0:05:06.97	207	0:01:51.10	203		0:32:54.70	+0:10:23.49

Provisional Results After Day 1

Pos	Plate	Name Team	Nat EWS number	Stage 1	Pos	Stage 2	Pos	Stage 3	Pos	Stage 4	Pos	Penalties	Time	Gap
MEN														
209	283	PERALES RUIZ Roman		0:18:48.75	221	0:06:51.42	212	0:05:20.88	212	0:01:55.97	211		0:32:57.02	+0:10:25.81
210	300	MENSA LASCORZ German		0:19:16.75	225	0:07:19.09	221	0:05:07.54	208	0:01:51.82	205		0:33:35.20	+0:11:03.99
211	214	BEER Guy		0:15:46.53	168	0:11:49.26	227	0:04:29.04	146	0:01:37.61	147		0:33:42.44	+0:11:11.23
212	295	IKARDO IRIARTE Jon		0:19:14.91	224	0:07:01.88	215	0:05:37.38	219	0:01:58.71	212		0:33:52.88	+0:11:21.67
213	278	PEREIRA MAROTO Raul		0:19:11.47	223	0:07:22.68	222	0:05:29.78	216	0:01:53.68	210		0:33:57.61	+0:11:26.40
214	277	PENA LEON Joaquin Angel		0:19:17.13	226	0:06:46.41	210	0:05:49.01	220	0:02:07.69	219		0:34:00.24	+0:11:29.03
215	293	FERNANDEZ Lander		0:20:35.44	229	0:06:52.73	213	0:05:24.08	213	0:02:02.52	215		0:34:54.77	+0:12:23.56
216	229	GUERRA CASTRO Jose Maria		0:20:37.78	230	0:06:35.76	207	0:06:07.12	224	0:01:44.60	184		0:35:05.26	+0:12:34.05
217	264	BROWN Don		0:20:06.38	228	0:07:06.66	217	0:05:58.28	221	0:02:01.47	214		0:35:12.79	+0:12:41.58
218	259	ROBERTON Alexander		0:19:55.42	227	0:08:11.13	225	0:05:36.69	218	0:01:53.64	209		0:35:36.88	+0:13:05.67
219	294	MITXELENA MUNDUATE Oinatz		0:20:54.09	232	0:07:11.58	218	0:05:27.82	214	0:02:07.96	220		0:35:41.45	+0:13:10.24
220	290	HERNANDEZ MUNOZ Mario		0:20:44.32	231	0:07:02.32	216	0:06:09.28	225	0:02:05.75	217		0:36:01.67	+0:13:30.46
221	106	MURIGNEUX Xavier	 FRA.1993.22629	0:25:29.48	237	0:05:59.79	178	0:04:18.99	105	0:01:32.84	103		0:37:21.10	+0:14:49.89
222	276	VERA CARRION Vicente Javier		0:16:26.40	189	0:13:28.32	229	0:05:58.49	222	0:02:06.46	218		0:37:59.67	+0:15:28.46
223	279	FERNANDEZ FERNANDEZ David		0:25:18.75	236	0:06:30.14	203	0:04:54.92	191	0:01:43.67	179		0:38:27.48	+0:15:56.27
224	219	URIARTE URRUTUA Markel		0:15:05.92	131	0:12:39.78	228	0:04:24.11	124	0:01:42.49	174	0:05:00.00	0:38:52.30	+0:16:21.09

Provisional Results After Day 1

Pos	Plate	Name Team	Nat EWS number	Stage 1	Pos	Stage 2	Pos	Stage 3	Pos	Stage 4	Pos	Penalties	Time	Gap
MEN														
225	271	TOERSCHÉ Robert	 CAN.1983.24428	0:23:02.84	235	0:08:21.90	226	0:06:06.22	223	0:02:28.61	225		0:39:59.57	+0:17:28.36
226	163	RUSSELL Jamie	 CAN.1983.24428	0:21:25.04	233	0:07:26.98	223	0:06:12.17	226	0:02:05.08	216	0:05:00.00	0:42:09.27	+0:19:38.06
227	165	TURNER Henry	 RSA.1989.21690	0:22:48.90	234	0:41:34.51	231	0:08:53.69	228	0:03:16.61	226	0:05:00.00	1:21:33.71	+0:59:02.50
DNF	164	HARTSFELDER Daniel	 GER.1987.21634	0:18:19.94	217									
DNF	96	BRADSHAW Tom	 NZL.1993.24526	0:14:45.70	107	0:07:18.06	219	0:05:28.92	215					
DNF	93	SHIRLEY James	 GBR.1989.22351	0:14:10.89	71	0:05:14.16	68							
DNF	551	ORONÓZ GORROCHATEGUI Benat	 CAN.1995.21604	0:29:57.09	239	0:06:28.82	202							
DNF	110	RUFFRAY Mathieu	 FRA.1997.22634	0:13:53.16	50	0:14:37.24	230							
DNF	13	LAPEYRIE Thomas Orbea Enduro Team	 FRA.1990.21601	0:14:09.78	69									
DNF	92	VAUGHAN Gavin	 USA.1986.22711	0:15:04.00	128									
DNF	140	GREGORY Bryan	 CAN.1995.21604	0:15:13.99	143									
DNF	11	WALLNER Robin Ibis Cycles Enduro Race Team	 SWE.1988.21594	0:16:01.12	177									
DNF	52	PANOZZO Chris	 AUS.1987.21648	0:16:09.65	179									
DNF	302	MORENO FRANCO Eduardo	 AND.1995.22127	0:17:22.44	208									
DNF	116	CASAL VALLS Guillem	 AND.1995.22127	0:26:35.27	238									
DNF	238	GARCIA VIDAL Jorge												

Provisional Results After Day 1

Pos	Plate	Name Team	Nat EWS number	Stage 1	Pos	Stage 2	Pos	Stage 3	Pos	Stage 4	Pos	Penalties	Time	Gap
MEN														
DNS	206	REGNIER Jordan												
DNS	282	OCHOA Mikel												
DNS	126	SCHUMANN Max	 GER.1987.22740											
DNS	250	CABART Theo												
DNS	159	WHANT Tom	 GBR.1990.22816											
DNS	205	BRUNACHE Gregory												
DNS	201	MENJOU Irene												
DNS	307	HOMBRADO GARCIA Jose Carlos												
DNS	67	BENOIT Clement Chamrousse URGE bp Enduro Team	 FRA.1991.21770											
DNS	266	HODDER Tom												
DNS	160	BURRILL Aidan	 GBR.1983.22815											
DNS	309	CANEIRO MARTINEZ Borja												
DNS	210	WILLIAMS Peter												
DNS	306	GARCIA ALONSO Daniel												
DNS	63	PETER Stefan	 SUI.1992.23004											
DNS	202	LALY Thibault												















Provisional Results After Day 1

Pos	Plate	Name Team	Nat EWS number	Stage 1	Pos	Stage 2	Pos	Stage 3	Pos	Stage 4	Pos	Penalties	Time	Gap
MEN														
DNS	256	FRANKE Niklas												
DNS	72	TONDIN Dennis	 ITA.1988.22021											
DNS	246	CAZABAN Hugo												
MEN Master 40+														
1	801	AMOUR Karim Miranda Racing Team	 FRA.1975.21696	0:14:16.30	2	0:05:13.37	2	0:04:07.13	2	<u>0:01:27.96</u>	1		0:25:04.76	
2	803	WEST Mike	 USA.1974.23022	0:14:17.88	3	0:05:18.28	5	0:04:14.75	5	0:01:34.07	7		0:25:24.98	+0:00:20.22
3	806	BARCONS Carles	 ESP.1970.22454	0:14:30.47	4	0:05:22.48	7	0:04:14.36	4	0:01:29.91	4		0:25:37.22	+0:00:32.46
4	802	BRODERICK Michael	 USA.1973.22376	0:14:33.87	5	0:05:17.37	4	0:04:15.34	6	0:01:36.07	9		0:25:42.65	+0:00:37.89
5	807	PEREZ DACOSTA Antonio	 ESP.1978.23596	0:14:44.57	6	0:05:28.43	9	0:04:13.91	3	0:01:28.84	3		0:25:55.75	+0:00:50.99
6	841	GAIRIN Cesar		0:14:56.52	8	0:05:14.63	3	0:04:16.09	7	0:01:28.82	2		0:25:56.06	+0:00:51.30
7	830	BEESTON Jeffrey	 AUS.1978.22922	0:14:58.50	9	0:05:20.72	6	0:04:19.75	8	0:01:33.16	5		0:26:12.13	+0:01:07.37
8	811	PHILLIPS Botsy	 USA.1976.22873	0:14:50.96	7	0:05:38.40	12	0:04:22.61	9	0:01:35.26	8		0:26:27.23	+0:01:22.47
9	870	PAGE Nigel Chain Reaction Cycles Mavic	 GBR.1972.23282	0:15:28.11	12	0:05:22.78	8	0:04:26.13	10	0:01:33.17	6		0:26:50.19	+0:01:45.43
10	809	GREENWOOD Dan	 GBR.1975.22552	0:15:17.28	10	0:05:35.31	11	0:04:33.36	15	0:01:37.27	10		0:27:03.22	+0:01:58.46
11	837	MCLOUGHLIN Paul		0:15:27.74	11	0:05:50.49	18	0:04:27.01	11	0:01:40.50	18		0:27:25.74	+0:02:20.98
12	804	CIZINSKY Milan	 CZE.1974.22018	0:15:41.62	15	0:05:34.41	10	0:04:34.05	19	0:01:37.31	11		0:27:27.39	+0:02:22.63

Provisional Results After Day 1

Pos	Plate	Name Team	Nat EWS number	Stage 1	Pos	Stage 2	Pos	Stage 3	Pos	Stage 4	Pos	Penalties	Time	Gap
MEN Master 40+														
13	819	ATIENZA CHISBERT Antonio	 ESP.1978.22897	0:15:30.10	13	0:05:52.52	21	0:04:33.46	16	0:01:38.23	14		0:27:34.31	+0:02:29.55
14	810	KROEGER Shane	 CAN.1976.22177	0:15:37.06	14	0:05:44.66	13	0:04:32.06	13	0:01:42.81	26		0:27:36.59	+0:02:31.83
15	843	CUNDINS ALVAREZ Eduardo	 	0:15:49.83	16	0:05:52.37	19	0:04:35.96	20	0:01:37.55	12		0:27:55.71	+0:02:50.95
16	851	SOLDEVILA Andreu	 	0:15:58.53	20	0:05:52.45	20	0:04:31.45	12	0:01:37.63	13		0:28:00.06	+0:02:55.30
17	846	MARCOS CARLOS Fernando	 	0:16:05.64	24	0:05:45.70	14	0:04:32.66	14	0:01:42.67	25		0:28:06.67	+0:03:01.91
18	822	LAVAL Bruno	 FRA.1974.23377	0:15:55.71	17	0:05:52.93	22	0:04:37.36	21	0:01:40.90	20		0:28:06.90	+0:03:02.14
19	820	CLAVERIE Alexandre Trek Accous VTT Enduro Team	 FRA.1978.21796	0:16:04.77	23	0:05:55.35	25	0:04:33.86	18	0:01:41.13	21		0:28:15.11	+0:03:10.35
20	813	WARD Joe	 IRL.1971.22541	0:15:57.07	18	0:05:49.83	17	0:04:42.68	25	0:01:47.12	30		0:28:16.70	+0:03:11.94
21	814	THEODORSSON Runar	 ISL.1974.22350	0:15:59.55	21	0:05:59.27	28	0:04:46.27	28	0:01:43.58	27		0:28:28.67	+0:03:23.91
22	848	BEJARANO CALVO Angel	 	0:16:21.06	27	0:05:55.73	26	0:04:33.77	17	0:01:39.45	16		0:28:30.01	+0:03:25.25
23	808	CARRION Esteban	 ECU.1977.23063	0:15:57.37	19	0:06:02.13	30	0:04:53.09	35	0:01:40.64	19		0:28:33.23	+0:03:28.47
24	815	PIRES Armando	 BRA.1974.22344	0:16:10.03	26	0:05:59.58	29	0:04:50.89	32	0:01:47.62	31		0:28:48.12	+0:03:43.36
25	816	SCOTT Darren	 GBR.1971.22334	0:16:08.02	25	0:05:55.04	24	0:04:40.62	23	0:02:05.99	48		0:28:49.67	+0:03:44.91
26	852	MATE Sergio	 	0:16:46.20	30	0:05:46.49	15	0:04:46.30	29	0:01:41.82	24		0:29:00.81	+0:03:56.05
27	845	BOLLAIN Luis	 	0:16:58.01	32	0:05:48.50	16	0:04:44.86	27	0:01:41.68	22		0:29:13.05	+0:04:08.29
28	854	MEURA Guillaume	 	0:16:40.47	28	0:06:10.10	34	0:04:44.44	26	0:01:38.35	15		0:29:13.36	+0:04:08.60

Provisional Results After Day 1

Pos	Plate	Name Team	Nat EWS number	Stage 1	Pos	Stage 2	Pos	Stage 3	Pos	Stage 4	Pos	Penalties	Time	Gap
MEN Master 40+														
29	834	STEPHENS Dave		0:16:41.03	29	0:06:18.23	36	0:04:47.12	30	0:01:39.65	17		0:29:26.03	+0:04:21.27
30	856	FERNANDEZ FERNANDEZ Carlos		0:16:46.94	31	0:06:06.20	32	0:04:51.29	33	0:01:41.74	23		0:29:26.17	+0:04:21.41
31	831	PFaffenberger David	 CAN.1971.22605	0:17:08.66	34	0:05:58.87	27	0:04:39.23	22	0:01:45.60	28		0:29:32.36	+0:04:27.60
32	824	BUIL Alexandre	 FRA.1970.21904	0:16:59.16	33	0:06:04.54	31	0:04:51.62	34	0:01:56.97	44		0:29:52.29	+0:04:47.53
33	817	WALLINGTON Barrie	 GBR.1967.23000	0:15:59.85	22	0:06:50.38	46	0:05:14.84	47	0:01:58.78	45		0:30:03.85	+0:04:59.09
34	847	TOLEDO BERNAD Jorge		0:17:32.34	37	0:06:07.90	33	0:04:53.90	36	0:01:46.23	29		0:30:20.37	+0:05:15.61
35	840	DAUMAS Eric		0:17:22.69	35	0:06:36.98	44	0:05:01.05	38	0:01:48.16	32		0:30:48.88	+0:05:44.12
36	823	MARTINEZ Frederic	 FRA.1967.22753	0:17:45.71	40	0:06:15.16	35	0:05:00.94	37	0:01:49.75	35		0:30:51.56	+0:05:46.80
37	850	NAJLES Mariano		0:17:36.81	39	0:06:22.37	39	0:05:01.58	41	0:01:51.70	39		0:30:52.46	+0:05:47.70
38	829	CALAM Jeff	 GBR.1978.22741	0:17:23.98	36	0:06:26.40	42	0:05:07.98	44	0:01:54.90	42		0:30:53.26	+0:05:48.50
39	826	PARENZI Massimo	 ITA.1970.22062	0:17:32.58	38	0:06:33.09	43	0:05:07.39	43	0:01:50.01	36		0:31:03.07	+0:05:58.31
40	839	JAGGY Raphael		0:17:58.91	41	0:06:26.26	41	0:05:11.43	46	0:01:48.28	33		0:31:24.88	+0:06:20.12
41	825	ROUYRE Michel	 FRA.1963.21905	0:18:05.64	42	0:06:20.30	38	0:05:09.87	45	0:02:00.25	46		0:31:36.06	+0:06:31.30
42	821	OFFREDI Yannick	 FRA.1978.22824	0:18:23.30	44	0:06:19.18	37	0:05:01.18	39	0:01:54.57	41		0:31:38.23	+0:06:33.47
43	849	BUSTAMANTE Santiago		0:19:36.79	46	0:06:22.94	40	0:05:01.55	40	0:01:54.11	40		0:32:55.39	+0:07:50.63
44	832	WHITE Andy	 SWE.1975.21363	0:19:11.42	45	0:06:48.57	45	0:05:38.97	50	0:02:04.39	47		0:33:43.35	+0:08:38.59

















Provisional Results After Day 1

Pos	Plate	Name Team	Nat EWS number	Stage 1	Pos	Stage 2	Pos	Stage 3	Pos	Stage 4	Pos	Penalties	Time	Gap
MEN Master 40+														
45	858	MUEDRA NUNEZ Jose Vicente		0:20:16.98	47	0:06:58.22	48	0:05:15.70	48	0:01:55.79	43		0:34:26.69	+0:09:21.93
46	859	NAVARRO JORRO Antonio		0:20:46.84	48	0:07:08.26	50	0:05:28.32	49	0:02:10.66	50		0:35:34.08	+0:10:29.32
47	828	SALVADOR ABELLA Josep Maria	 ESP.1977.22042	0:21:13.53	50	0:07:42.02	51	0:04:48.63	31	0:01:50.32	37		0:35:34.50	+0:10:29.74
48	853	PLAZA DIAZ Ramon		0:20:58.26	49	0:07:06.68	49	0:05:50.69	52	0:02:11.64	51		0:36:07.27	+0:11:02.51
49	861	PEREIRA Joao		0:21:35.75	51	0:06:56.15	47	0:05:49.19	51	0:02:06.86	49		0:36:27.95	+0:11:23.19
50	844	BLANCO AOIZ Alejandro		0:28:02.29	53	0:05:53.79	23	0:04:41.13	24	0:01:51.16	38		0:40:28.37	+0:15:23.61
51	862	FERREIRA Jose		0:18:18.45	43	0:15:49.83	53	0:05:03.26	42	0:01:49.67	34		0:41:01.21	+0:15:56.45
52	857	COUTO MEIJOME Julio		0:23:17.80	52	0:09:02.74	52	0:06:24.09	53	0:02:30.59	52		0:41:15.22	+0:16:10.46
DNF	805	MISSER Tomi	 ESP.1974.23497	<u>0:13:43.63</u>	<u>1</u>	<u>0:05:09.33</u>	<u>1</u>	<u>0:03:56.78</u>	<u>1</u>					
DNS	835	OCALLAGHAN Gareth												
DNS	827	ZORTEA Carlo	 ITA.1965.22064											
DNS	860	MORAIS Bruno												
DNS	838	GREBNER Dieter												
DNS	855	JULIA GUIVERNAU Pau												
MEN Under 21														
1	508	JEANDEL Louis	 FRA.1998.22140	0:13:44.62	3	<u>0:04:59.31</u>	<u>1</u>	<u>0:04:00.51</u>	<u>1</u>	0:01:27.36	7		0:24:11.80	

















Provisional Results After Day 1

Pos	Plate	Name Team	Nat EWS number	Stage 1	Pos	Stage 2	Pos	Stage 3	Pos	Stage 4	Pos	Penalties	Time	Gap
MEN Under 21														
2	502	LUCAS Cole Cube Action Team	 NZL.1998.23013	0:13:51.81	5	0:05:07.65	8	0:04:05.04	6	<u>0:01:24.99</u>	1		0:24:29.49	+0:00:17.69
3	507	KOEN Matthew	 USA.1998.22470	0:13:43.66	2	0:05:07.24	7	0:04:05.74	7	0:01:32.91	27		0:24:29.55	+0:00:17.75
4	503	SECONDI Nathan	 FRA.1999.22133	0:13:53.99	7	0:05:06.75	5	0:04:03.57	3	0:01:27.92	10		0:24:32.23	+0:00:20.43
5	501	HEAP Elliott Chain Reaction Cycles Mavic	 GBR.1998.21783	0:13:55.87	8	0:05:07.90	9	0:04:07.39	10	0:01:27.08	6		0:24:38.24	+0:00:26.44
6	516	WOOLLEY Kasper	 CAN.1999.21348	0:13:48.97	4	0:05:15.58	15	0:04:07.73	11	0:01:26.90	5		0:24:39.18	+0:00:27.38
7	511	PALUDETTO Roberto CMC Cycling Experience	 ITA.2000.21872	0:13:52.79	6	0:05:12.77	13	0:04:07.15	9	0:01:29.99	15		0:24:42.70	+0:00:30.90
8	535	SMESTAD Simen	 NOR.1999.21348	0:13:56.65	9	0:05:06.11	4	0:04:11.57	13	0:01:29.35	14		0:24:43.68	+0:00:31.88
9	512	BLAHA Vojtech	 CZE.1999.22684	0:14:03.49	10	0:05:16.32	16	0:04:06.91	8	0:01:27.64	8		0:24:54.36	+0:00:42.56
10	505	TRABAC Theotim Commencal Vallnord Enduro Racing	 FRA.1998.21829	<u>0:13:30.69</u>	1	0:05:03.53	2	0:04:02.70	2	0:01:25.98	3	0:01:00.00	0:25:02.90	+0:00:51.10
11	504	BAUD Eliott	 FRA.1998.22053	0:14:22.82	13	0:05:10.90	12	0:04:04.87	4	0:01:25.82	2		0:25:04.41	+0:00:52.61
12	509	VENDEMMIA Mirco CMC Cycling Experience	 ITA.1998.21871	0:14:38.15	22	0:05:05.70	3	0:04:04.91	5	0:01:26.81	4		0:25:15.57	+0:01:03.77
13	524	CAMOIN Francescu-Maria	 FRA.2001.23545	0:14:19.56	12	0:05:14.08	14	0:04:12.40	14	0:01:31.25	21		0:25:17.29	+0:01:05.49
14	536	GROCOTT Cai	 GBR.1998.21829	0:14:25.96	16	0:05:06.92	6	0:04:14.23	18	0:01:30.28	18		0:25:17.39	+0:01:05.59
15	514	TUR Mateu	 ESP.1998.22567	0:14:28.32	18	0:05:08.18	10	0:04:13.00	15	0:01:28.66	11		0:25:18.16	+0:01:06.36
16	531	BYRNE Harry	 IRL.2001.23573	0:14:17.59	11	0:05:10.02	11	0:04:14.74	19	0:01:35.93	37		0:25:18.28	+0:01:06.48
17	523	FRESQUET Axel	 FRA.1998.23081	0:14:26.42	17	0:05:19.85	22	0:04:07.95	12	0:01:27.89	9		0:25:22.11	+0:01:10.31

Provisional Results After Day 1

Pos	Plate	Name Team	Nat EWS number	Stage 1	Pos	Stage 2	Pos	Stage 3	Pos	Stage 4	Pos	Penalties	Time	Gap
MEN Under 21														
18	537	GATT Jon	 EWS number	0:14:23.01	14	0:05:17.36	18	0:04:13.69	17	0:01:31.96	22		0:25:26.02	+0:01:14.22
19	510	SACCON Matteo CMC Cycling Experience	 ITA.2000.21866	0:14:37.14	21	0:05:16.76	17	0:04:18.63	23	0:01:31.02	20		0:25:43.55	+0:01:31.75
20	515	FRANCK Gilles	 BEL.2000.22291	0:14:25.40	15	0:05:20.50	23	0:04:26.12	34	0:01:31.97	23		0:25:43.99	+0:01:32.19
21	556	VALVERDE GOMEZ Nacho	 EWS number	0:14:35.35	20	0:05:18.58	21	0:04:23.24	29	0:01:30.85	19		0:25:48.02	+0:01:36.22
22	519	JONSSON Sharjah	 RSA.1999.22749	0:14:34.22	19	0:05:22.47	24	0:04:23.44	30	0:01:32.21	26		0:25:52.34	+0:01:40.54
23	518	OHRN Andreas	 NOR.1999.22549	0:14:52.03	24	0:05:18.25	20	0:04:18.49	22	0:01:33.41	28		0:26:02.18	+0:01:50.38
24	538	HAYDEN Teddy	 EWS number	0:14:47.97	23	0:05:25.22	27	0:04:21.71	25	0:01:34.96	31		0:26:09.86	+0:01:58.06
25	558	BISSON Zian	 EWS number	0:15:02.85	29	0:05:23.68	26	0:04:13.64	16	0:01:32.10	25		0:26:12.27	+0:02:00.47
26	534	DEBOIS Jonas	 BEL.2001.24645	0:14:52.84	25	0:05:30.45	32	0:04:26.72	36	0:01:34.97	32		0:26:24.98	+0:02:13.18
27	540	MCLAUGHLIN Wyatt	 EWS number	0:15:04.72	31	0:05:26.09	28	0:04:25.35	32	0:01:30.19	17		0:26:26.35	+0:02:14.55
28	533	BROOKS Louis	 GBR.2000.24829	0:14:55.97	26	0:05:30.27	30	0:04:26.31	35	0:01:37.08	40		0:26:29.63	+0:02:17.83
29	517	WILSON Tom	 GBR.2000.22553	0:15:04.66	30	0:05:30.38	31	0:04:25.65	33	0:01:34.65	30		0:26:35.34	+0:02:23.54
30	520	JOYE Cameron	 USA.1998.21721	0:15:21.06	35	0:05:30.68	33	0:04:22.70	26	0:01:28.75	12		0:26:43.19	+0:02:31.39
31	525	REAL Pierre	 FRA.1998.22500	0:15:38.34	41	0:05:23.43	25	0:04:16.06	20	0:01:29.05	13		0:26:46.88	+0:02:35.08
32	546	MARTINEZ Eric	 EWS number	0:15:17.59	34	0:05:37.96	37	0:04:24.44	31	0:01:31.97	23		0:26:51.96	+0:02:40.16
33	526	PONTHUS Matthieu	 FRA.2000.23103	0:15:10.81	32	0:05:30.82	34	0:04:31.68	41	0:01:39.13	44		0:26:52.44	+0:02:40.64


Provisional Results After Day 1

Pos	Plate	Name Team	Nat EWS number	Stage 1	Pos	Stage 2	Pos	Stage 3	Pos	Stage 4	Pos	Penalties	Time	Gap
MEN Under 21														
34	532	WILLIAMSON Ryan	 GBR.1998.23082	0:15:21.65	36	0:05:28.28	29	0:04:28.93	38	0:01:35.12	34		0:26:53.98	+0:02:42.18
35	549	TELL Dani		0:15:24.48	38	0:05:37.09	35	0:04:23.19	28	0:01:36.04	38		0:27:00.80	+0:02:49.00
36	544	CARRERA PRADO Nicolas		0:15:10.94	33	0:05:56.33	46	0:04:21.19	24	0:01:34.22	29		0:27:02.68	+0:02:50.88
37	539	DELBRIDGE Jack		0:15:24.30	37	0:05:38.92	39	0:04:27.43	37	0:01:37.91	41		0:27:08.56	+0:02:56.76
38	529	GARCIA SANCHEZ Tomas	 ESP.1998.22341	0:15:30.50	39	0:05:38.27	38	0:04:31.55	40	0:01:35.66	36		0:27:15.98	+0:03:04.18
39	522	SCELLIER Alexandre	 FRA.1999.22547	0:15:30.68	40	0:05:42.64	41	0:04:33.90	43	0:01:40.22	47		0:27:27.44	+0:03:15.64
40	527	BARICH Leopold	 GER.1998.22342	0:15:51.31	42	0:05:17.40	19	0:04:17.46	21	0:01:29.99	15	0:01:00.00	0:27:56.16	+0:03:44.36
41	560	LAHAILLE Dorian		0:16:13.29	44	0:05:41.87	40	0:04:30.71	39	0:01:39.21	45		0:28:05.08	+0:03:53.28
42	521	BEAN Nicolas	 USA.1999.22730	0:14:56.14	27	0:07:08.62	52	0:04:35.55	45	0:01:35.13	35		0:28:15.44	+0:04:03.64
43	543	DIOMEDE Louis		0:16:21.89	45	0:05:46.48	42	0:04:36.47	46	0:01:40.13	46		0:28:24.97	+0:04:13.17
44	547	FAJARDO Eloi		0:16:43.60	48	0:05:37.34	36	0:04:32.36	42	0:01:35.02	33		0:28:28.32	+0:04:16.52
45	528	MUNOZ Esteban	 COL.2001.22281	0:16:25.82	46	0:05:51.46	43	0:04:50.30	51	0:01:41.39	48		0:28:48.97	+0:04:37.17
46	555	GIMENEZ ARASANZ Miguel		0:15:59.20	43	0:05:51.76	44	0:05:29.22	54	0:01:36.12	39		0:28:56.30	+0:04:44.50
47	545	DONOSO Pedro		0:16:50.85	50	0:05:52.37	45	0:04:40.63	47	0:01:45.89	52		0:29:09.74	+0:04:57.94
48	554	ETXEBERRIA Urki		0:16:44.22	49	0:06:02.92	49	0:05:10.00	52	0:01:54.91	54		0:29:52.05	+0:05:40.25
49	548	GARCIA Alberto		0:17:01.42	51	0:06:23.95	50	0:04:48.19	49	0:01:43.80	49		0:29:57.36	+0:05:45.56
















Provisional Results After Day 1

Pos	Plate	Name Team	Nat EWS number	Stage 1	Pos	Stage 2	Pos	Stage 3	Pos	Stage 4	Pos	Penalties	Time	Gap
MEN Under 21														
50	553	LOPEZ MONTERO Jaime		0:18:17.21	52	0:06:01.48	48	0:04:44.86	48	0:01:37.91	41		0:30:41.46	+0:06:29.66
51	559	VANQUAILLE Artur		0:16:38.77	47	0:07:35.31	53	0:04:50.24	50	0:01:45.69	51		0:30:50.01	+0:06:38.21
52	550	GOMEZ IZQUIERDO Oriol		0:15:01.07	28	0:09:57.62	55	0:04:22.77	27	0:01:38.25	43		0:30:59.71	+0:06:47.91
53	541	LESTER Zac		0:20:59.85	54	0:06:00.61	47	0:04:34.37	44	0:01:44.28	50		0:33:19.11	+0:09:07.31
54	552	MARTINEZ CURIEL Sergi		0:19:50.36	53	0:06:34.64	51	0:05:25.28	53	0:01:48.07	53		0:33:38.35	+0:09:26.55
55	557	PEREZ SAEZ Antonio		0:26:48.36	55	0:09:46.31	54	0:05:41.60	55	0:02:06.20	55		0:44:22.47	+0:20:10.67
DNF	542	CONOLLY Sam												
DNS	513	PESTAK Martin	 CZE.2000.22245											
WOMEN														
1	1	RAVANEL Cecile Commencal Vallnord Enduro Racing	 FRA.1981.21884	<u>0:14:48.37</u>	1	<u>0:05:21.84</u>	1	<u>0:04:18.23</u>	1	<u>0:01:34.82</u>	1		0:26:03.26	
2	2	COURDURIER Isabeau Intense Mavic Collective	 FRA.1994.21731	0:15:13.28	2	0:05:35.28	2	0:04:30.57	3	0:01:35.43	2		0:26:54.56	+0:00:51.30
3	404	LANTHIER NADEAU Andreane Rocky Mountain/Race Face Enduro Team	 CAN.1993.21609	0:15:30.71	5	0:05:37.47	3	0:04:32.38	4	0:01:36.76	5		0:27:17.32	+0:01:14.06
4	7	KOREM Noga GT Factory Racing	 ISR.1991.21660	0:15:27.17	3	0:05:45.68	5	0:04:33.77	6	0:01:36.55	3		0:27:23.17	+0:01:19.91
5	4	GEHRIG Anita Norco Twins Racing	 SUI.1987.21718	0:15:29.25	4	0:05:45.31	4	0:04:30.01	2	0:01:38.96	6		0:27:23.53	+0:01:20.27
6	401	ESPINEIRA Flow	 CHI.1992.22941	0:15:45.54	9	0:05:51.16	7	0:04:36.36	8	0:01:42.21	10		0:27:55.27	+0:01:52.01
7	8	BARAONA Bex Ibis Cycles Enduro Race Team	 GBR.1989.21715	0:15:43.56	8	0:05:51.00	6	0:04:41.52	11	0:01:40.33	8		0:27:56.41	+0:01:53.15

Provisional Results After Day 1

Pos	Plate	Name Team	Nat EWS number	Stage 1	Pos	Stage 2	Pos	Stage 3	Pos	Stage 4	Pos	Penalties	Time	Gap
WOMEN														
8	410	MILLER Miranda Specialized Racing Team	 CAN.1990.21687	0:15:56.78	10	0:05:57.16	13	0:04:33.14	5	0:01:36.66	4		0:28:03.74	+0:02:00.48
9	5	GEHRIG Caro Norco Twins Racing	 SUI.1987.21665	0:15:35.94	7	0:05:58.77	14	0:04:44.69	15	0:01:47.48	20		0:28:06.88	+0:02:03.62
10	3	WINTON Katy Trek Factory Racing	 GBR.1993.21730	0:16:04.22	13	0:05:51.35	8	0:04:34.09	7	0:01:38.99	7		0:28:08.65	+0:02:05.39
11	9	COOK Becky Orbea Enduro Team	 GBR.1986.21664	0:15:58.85	11	0:05:53.99	11	0:04:43.70	13	0:01:43.05	13		0:28:19.59	+0:02:16.33
12	405	CHARRE Morgane	 FRA.1990.21958	0:16:03.26	12	0:05:53.36	10	0:04:38.78	10	0:01:45.05	17		0:28:20.45	+0:02:17.19
13	414	CHARLES Laura	 FRA.1995.23500	0:15:34.17	6	0:05:59.63	16	0:05:01.16	29	0:01:50.94	29		0:28:25.90	+0:02:22.64
14	408	PUGIN Melanie Miranda Racing Team	 FRA.1990.21693	0:16:17.39	15	0:05:52.93	9	0:04:37.24	9	0:01:42.84	11		0:28:30.40	+0:02:27.14
15	407	DUVERT Julie Ibis Cycles Enduro Race Team	 FRA.1996.21719	0:16:24.61	16	0:05:59.03	15	0:04:43.61	12	0:01:46.07	19		0:28:53.32	+0:02:50.06
16	411	CHAPPETTA Christina	 USA.1989.22479	0:16:31.30	17	0:05:54.80	12	0:04:47.90	17	0:01:43.32	14		0:28:57.32	+0:02:54.06
17	409	BROWN Casey Trek Factory Racing	 CAN.1990.21725	0:16:32.50	18	0:06:00.86	17	0:04:44.48	14	0:01:41.47	9		0:28:59.31	+0:02:56.05
18	422	SCHWENK Theresia	 GER.1995.23042	0:16:17.04	14	0:06:04.18	20	0:04:54.48	23	0:01:48.49	23		0:29:04.19	+0:03:00.93
19	419	LEGGETT Alicia	 USA.1995.22397	0:16:47.90	22	0:06:07.71	23	0:04:48.78	18	0:01:48.95	24		0:29:33.34	+0:03:30.08
20	415	MARCHAL Alexandra	 BEL.1991.22790	0:16:34.27	19	0:06:04.58	21	0:04:51.32	20	0:02:03.61	38		0:29:33.78	+0:03:30.52
21	418	NESTLEROVA Fejola Stepanka	 CZE.1985.21761	0:16:41.42	20	0:06:08.45	24	0:04:55.23	24	0:01:49.52	26		0:29:34.62	+0:03:31.36
22	421	NABER Tanja	 GER.1987.22367	0:16:47.70	21	0:06:10.69	26	0:04:46.99	16	0:01:49.53	27		0:29:34.91	+0:03:31.65
23	403	KJ SHARP Hope Factory Racing	 GBR.1994.21662	0:17:00.78	25	0:06:01.48	18	0:04:49.55	19	0:01:51.29	30		0:29:43.10	+0:03:39.84

Provisional Results After Day 1

Pos	Plate	Name Team	Nat EWS number	Stage 1	Pos	Stage 2	Pos	Stage 3	Pos	Stage 4	Pos	Penalties	Time	Gap
WOMEN														
24	425	LEIVSDOTTIR Vera	 NOR.1991.23518	0:16:57.89	23	0:06:07.24	22	0:04:55.98	26	0:01:44.07	16		0:29:45.18	+0:03:41.92
25	413	CHARLES Estelle	 FRA.1997.22205	0:16:59.25	24	0:06:09.43	25	0:04:51.84	21	0:01:45.33	18		0:29:45.85	+0:03:42.59
26	417	BORMOLINI Jessica	 ITA.1993.24627	0:17:23.99	30	0:06:02.06	19	0:04:53.15	22	0:01:42.99	12		0:30:02.19	+0:03:58.93
27	420	WIEDENROTH Sofia	 GER.1995.24544	0:17:01.90	26	0:06:15.59	28	0:05:08.20	32	0:01:50.28	28		0:30:15.97	+0:04:12.71
28	412	PICTON Leonie	 AUS.1986.22420	0:17:24.34	31	0:06:15.88	29	0:04:56.22	27	0:01:43.33	15		0:30:19.77	+0:04:16.51
29	424	STRAEDET Hilde	 NOR.1986.22415	0:17:17.90	28	0:06:15.31	27	0:05:03.09	30	0:01:49.18	25		0:30:25.48	+0:04:22.22
30	430	DUARTE CASTRO Desiree	 ESP.1997.22130	0:17:22.11	29	0:06:28.80	30	0:04:59.76	28	0:01:48.21	21		0:30:38.88	+0:04:35.62
31	440	GARDNER Becky	 USA.1988.23592	0:17:13.29	27	0:06:31.92	34	0:05:06.94	31	0:01:55.31	32		0:30:47.46	+0:04:44.20
32	402	GILL Martha	 GBR.1997.22469	0:17:37.64	32	0:06:29.92	31	0:04:55.66	25	0:01:48.30	22		0:30:51.52	+0:04:48.26
33	428	BASTNES Anette Rossum	 NOR.1979.22716	0:17:46.05	33	0:06:31.15	32	0:05:10.91	35	0:01:55.71	34		0:31:23.82	+0:05:20.56
34	443	SICK Clair	 USA.1988.23592	0:17:56.40	34	0:06:31.90	33	0:05:09.32	34	0:01:59.49	36		0:31:37.11	+0:05:33.85
35	416	BJORKMAN Josefine	 SWE.1994.22313	0:18:17.36	36	0:06:45.99	36	0:05:20.02	36	0:01:54.93	31		0:32:18.30	+0:06:15.04
36	442	SCHULZ Syd	 USA.1988.23592	0:18:15.41	35	0:06:55.38	38	0:05:09.13	33	0:02:04.81	39		0:32:24.73	+0:06:21.47
37	429	ALCANTARA GUERRERO Miriam	 ESP.1997.23010	0:18:45.92	39	0:06:40.99	35	0:05:22.74	38	0:01:55.53	33		0:32:45.18	+0:06:41.92
38	427	BOES Berengere	 FRA.1987.22273	0:18:40.11	38	0:06:53.45	37	0:05:20.72	37	0:01:57.49	35		0:32:51.77	+0:06:48.51
39	426	ENLUND Jess	 SWE.1989.22339	0:18:36.80	37	0:07:12.80	40	0:05:26.12	39	0:02:02.61	37		0:33:18.33	+0:07:15.07

Provisional Results After Day 1

Pos	Plate	Name Team	Nat EWS number	Stage 1	Pos	Stage 2	Pos	Stage 3	Pos	Stage 4	Pos	Penalties	Time	Gap
WOMEN														
40	441	FRYER Toni	 CZE.1990.22278	0:21:14.15	40	0:07:00.74	39	0:05:35.58	40	0:02:09.43	40		0:35:59.90	+0:09:56.64
DNF	444	VIANA MARTINEZ Judith												
DNS	445	JORDA PASCO Sandra												
DNS	423	DRENGUBAKOVA Andrea	 CZE.1990.22278											
WOMEN Master 35+														
1	702	NEWELL Melissa	 NZL.1979.21458	0:17:55.47	2	<u>0:06:25.41</u>	1	0:05:15.81	2	<u>0:01:53.99</u>	1		0:31:30.68	
2	707	SAPIN Nadine		<u>0:17:46.45</u>	1	0:06:36.20	2	<u>0:05:14.50</u>	1	0:01:54.52	2		0:31:31.67	+0:00:00.99
3	708	MICHALKOVA Marketa		0:18:11.40	4	0:06:47.04	3	0:05:19.15	3	0:02:01.83	3		0:32:19.42	+0:00:48.74
4	701	MCCONNELOUG Mary	 USA.1971.22390	0:18:02.03	3	0:06:58.72	5	0:05:20.92	4	0:02:04.23	6		0:32:25.90	+0:00:55.22
5	704	OLETRA Hanna	 SWE.1977.21765	0:18:47.08	5	0:06:57.49	4	0:05:23.52	5	0:02:04.19	5		0:33:12.28	+0:01:41.60
6	703	REPkin Yulia	 ISR.1978.22006	0:19:38.20	6	0:07:32.46	8	0:05:42.66	7	0:02:05.19	7		0:34:58.51	+0:03:27.83
7	705	RANK Maria	 GER.1982.25085	0:20:20.64	7	0:07:29.74	7	0:05:41.97	6	0:02:03.59	4		0:35:35.94	+0:04:05.26
8	706	SIERRA Erika		0:20:24.84	8	0:07:14.48	6	0:05:53.38	8	0:02:22.33	8		0:35:55.03	+0:04:24.35
WOMEN Under 21														
1	601	CONOLLY Ella	 GBR.1998.21859	<u>0:16:21.68</u>	1	<u>0:05:52.65</u>	1	<u>0:04:50.24</u>	1	<u>0:01:44.62</u>	1		0:28:49.19	
2	603	MAUNSELL Leah	 IRL.1999.22382	0:17:46.93	2	0:06:05.36	2	0:04:51.43	2	0:01:53.75	2		0:30:37.47	+0:01:48.28




Festival Zona Zero Sobrarbe

Ainsa - Sobrarbe, Spain
September 22 - 23, 2018



Provisional Results After Day 1

Pos	Plate	Name Team	Nat EWS number	Stage 1	Pos	Stage 2	Pos	Stage 3	Pos	Stage 4	Pos	Penalties	Time	Gap
WOMEN Under 21														
3	602	LAWTON Abigale	 GBR.1998.22765	0:21:13.74	3	0:07:43.84	3	0:05:39.86	3	0:02:11.16	3		0:36:48.60	+0:07:59.41

Penalties

Plate	Name	Penalty	Details
163	Jamie RUSSELL	00:05:00	Late start S2
165	Henry TURNER	00:05:00	Late start S3, Late start S4
219	Markel URIARTE URRUTUA	00:05:00	Outside assistance
505	Theotim TRABAC	00:01:00	Late start rollout
527	Leopold BARICH	00:01:00	Late start rollout